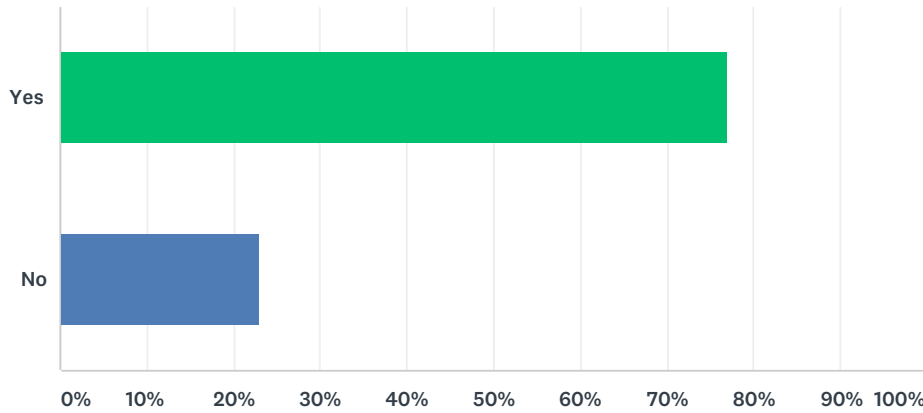


## Q1 What is your role the organisation?

Answered: 19 Skipped: 0

## Q2 Does your organisation have an Environmental Management System?

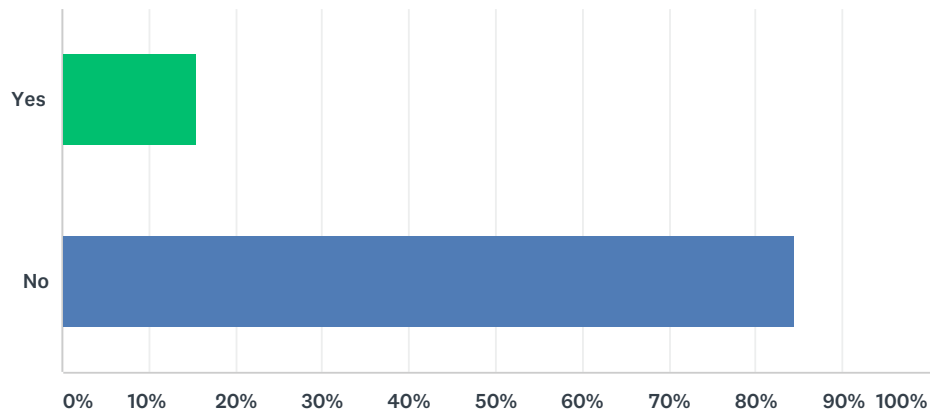
Answered: 13 Skipped: 6



ANSWER CHOICES	RESPONSES	
Yes	76.92%	10
No	23.08%	3
TOTAL		13

### Q3 Does your organisation have a Single Use Plastics (SUP) Policy? (If so please email a copy to [wasteware@durham.gov.uk](mailto:wasteware@durham.gov.uk))

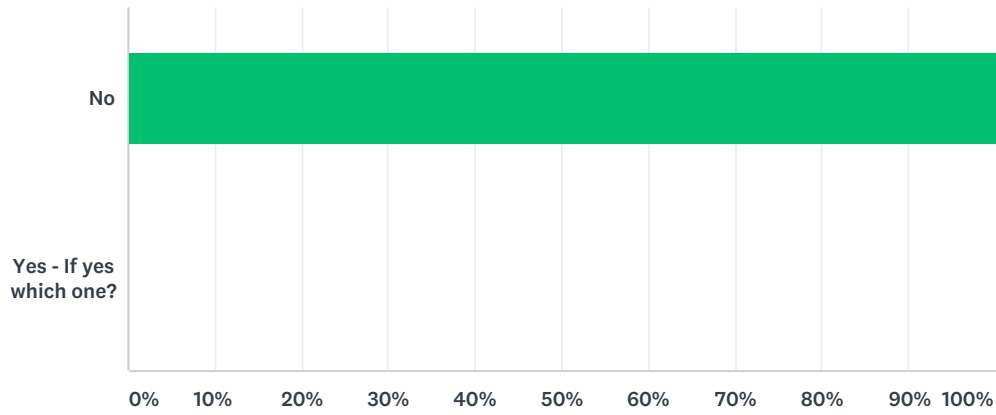
Answered: 13 Skipped: 6



ANSWER CHOICES	RESPONSES	
Yes	15.38%	2
No	84.62%	11
TOTAL		13

### Q4 Has your organisation signed up to a SUPs pledge?

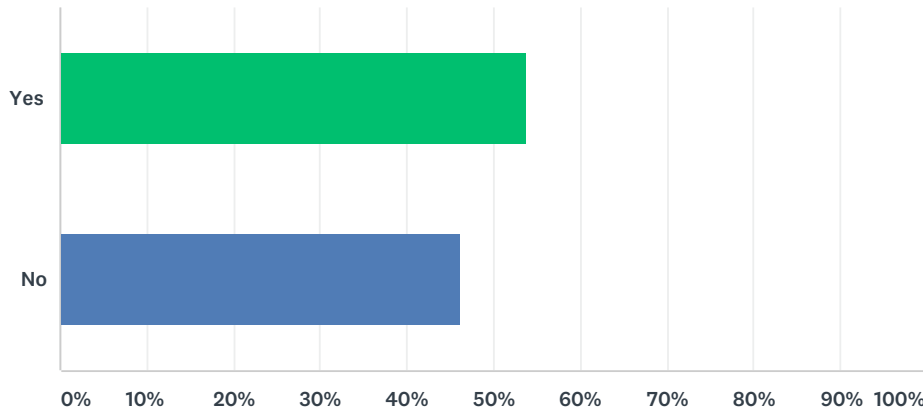
Answered: 13 Skipped: 6



ANSWER CHOICES	RESPONSES	
No	100.00%	13
Yes - If yes which one?	0.00%	0
TOTAL		13

### Q5 Does your organisation use SUPs in its products or services?

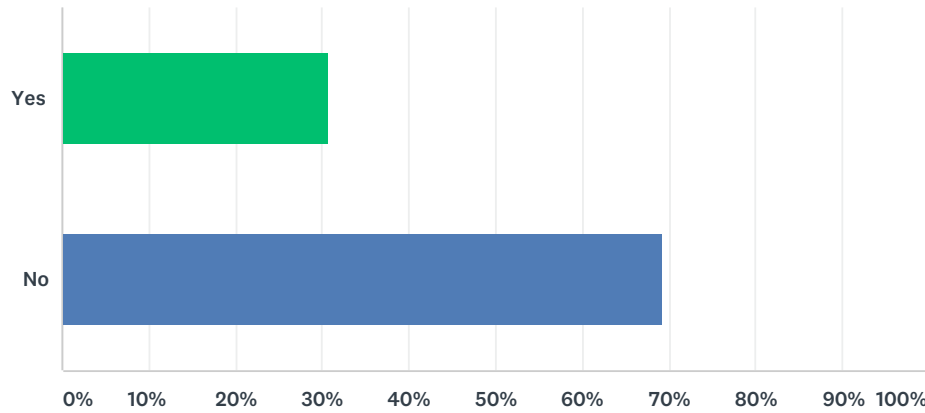
Answered: 13 Skipped: 6



ANSWER CHOICES	RESPONSES	
Yes	53.85%	7
No	46.15%	6
TOTAL		13

## Q6 Has your organisation set targets to reduce SUPs?

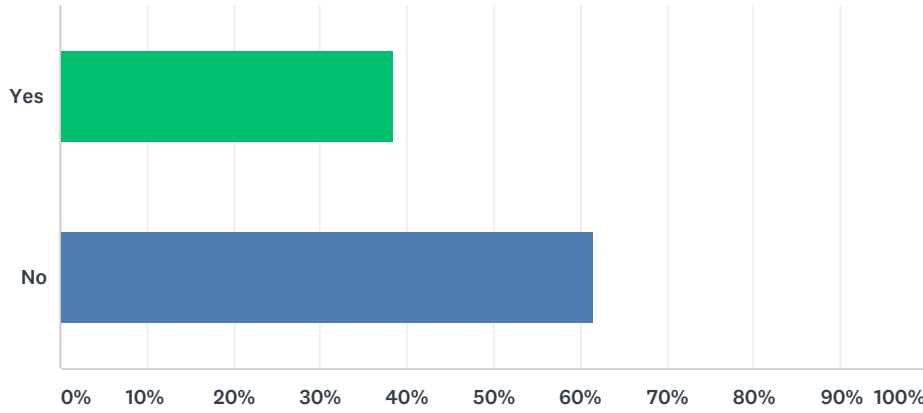
Answered: 13 Skipped: 6



ANSWER CHOICES	RESPONSES	
Yes	30.77%	4
No	69.23%	9
TOTAL		13

### Q7 Could you remove any SUPs from your products or services ?

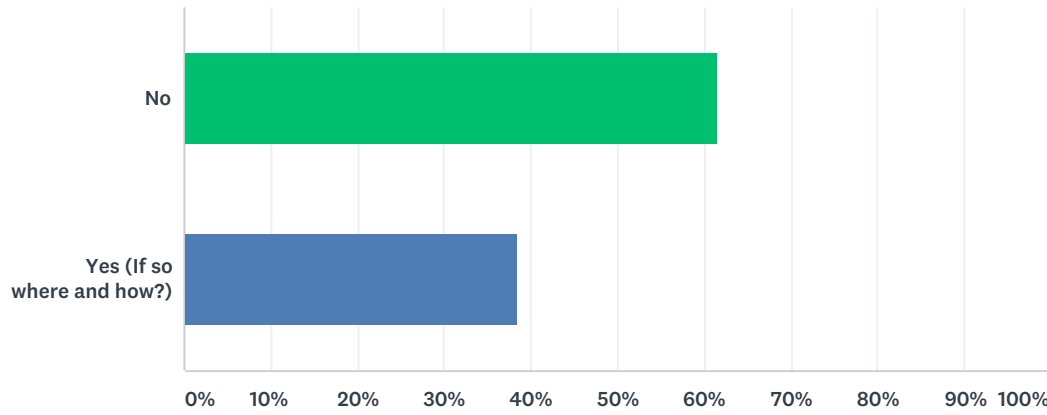
Answered: 13 Skipped: 6



ANSWER CHOICES	RESPONSES	
Yes	38.46%	5
No	61.54%	8
TOTAL		13

### Q8 Could you substitute SUPs for a more environmentally friendly option?

Answered: 13 Skipped: 6

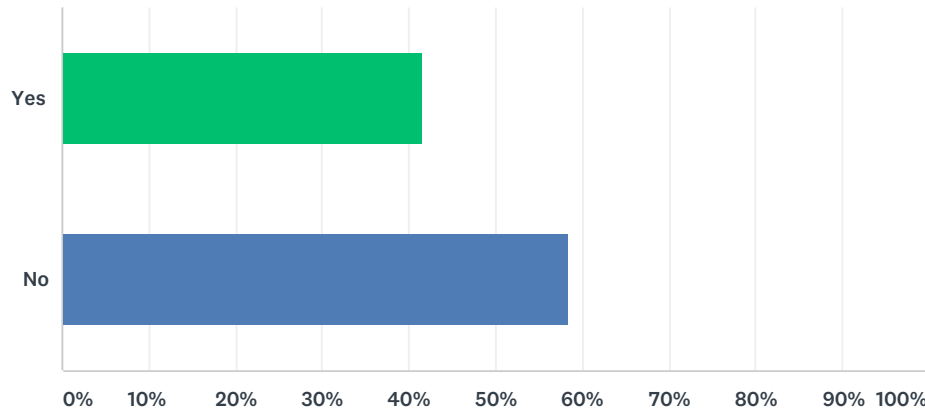


ANSWER CHOICES	RESPONSES	
No	61.54%	8
Yes (If so where and how?)	38.46%	5
TOTAL		13



### Q9 Is there a perception that alternatives to SUPs are more expensive?

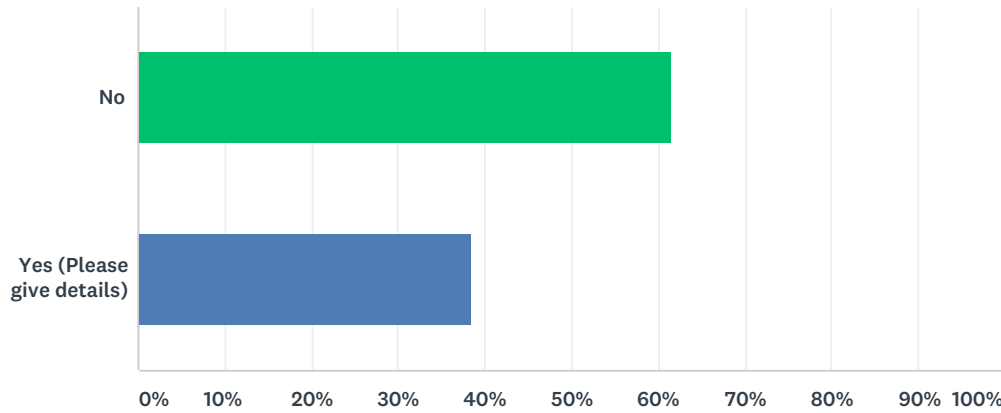
Answered: 12 Skipped: 7



ANSWER CHOICES	RESPONSES	
Yes	41.67%	5
No	58.33%	7
TOTAL		12

### Q10 Does your organisation have a recycling policy in order to manage SUPs effectively?

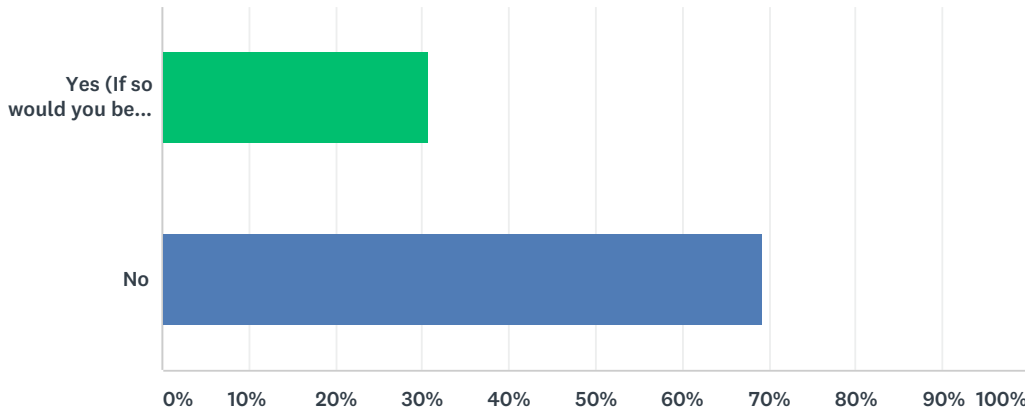
Answered: 13 Skipped: 6



ANSWER CHOICES	RESPONSES	
No	61.54%	8
Yes (Please give details)	38.46%	5
TOTAL		13

### Q11 Have you recently undertaken a SUPs review in your organisation, ideally across your supply chain and business activities?

Answered: 13 Skipped: 6



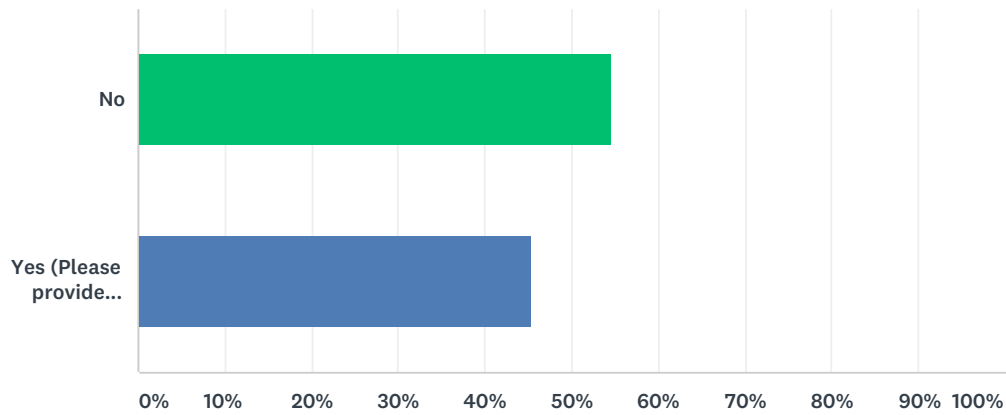
ANSWER CHOICES	RESPONSES	
Yes (If so would you be prepared to share your findings? Please email details to <a href="mailto:wasteware@durham.gov.uk">wasteware@durham.gov.uk</a> )	30.77%	4
No	69.23%	9
<b>TOTAL</b>		<b>13</b>

## Q12 How are you influencing your supply chain to reduce SUPs?

Answered: 9 Skipped: 10

### Q13 Do you carry out staff awareness campaigns in relation to reducing SUPs e.g. posters, staff awareness days.

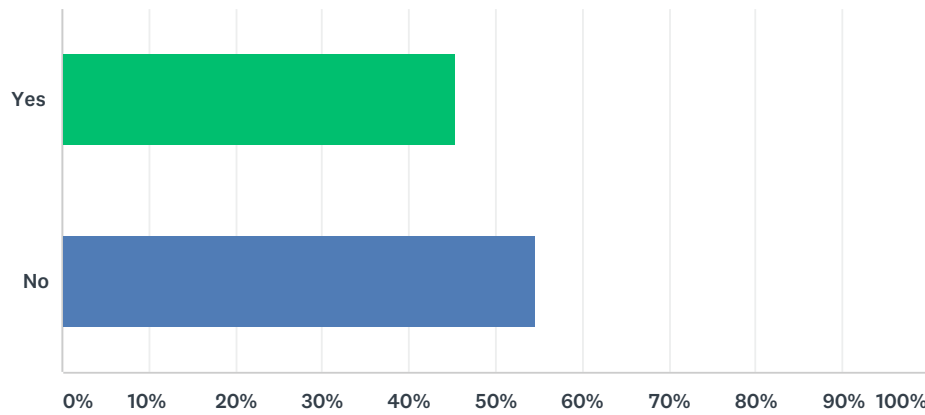
Answered: 11 Skipped: 8



ANSWER CHOICES	RESPONSES	
No	54.55%	6
Yes (Please provide information below or email details to <a href="mailto:wasteware@durham.gov.uk">wasteware@durham.gov.uk</a> )	45.45%	5
TOTAL		11

### Q14 Have you included waste reduction and SUPs in your Corporate and Social Responsibility?

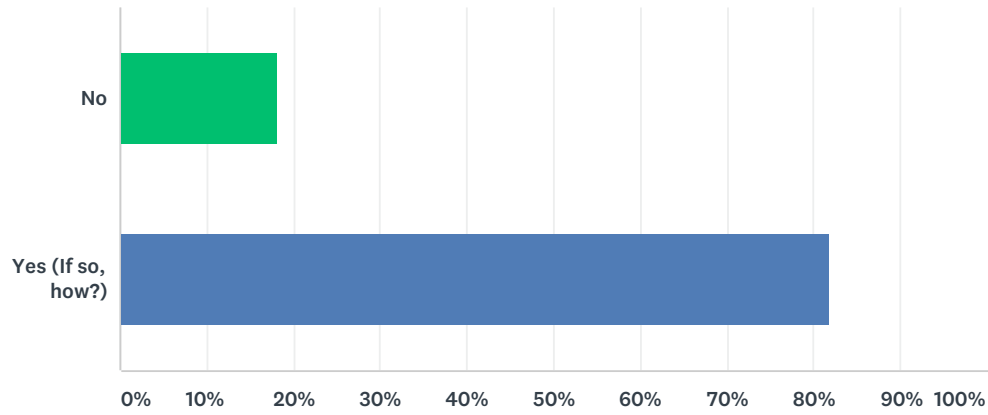
Answered: 11 Skipped: 8



ANSWER CHOICES	RESPONSES	
Yes	45.45%	5
No	54.55%	6
TOTAL		11

### Q15 Do you think your organisation could do more to reduce SUPs use?

Answered: 11 Skipped: 8



ANSWER CHOICES	RESPONSES	
No	18.18%	2
Yes (If so, how?)	81.82%	9
TOTAL		11

## Q16 Do you have any other comments?

Answered: 8 Skipped: 11