

Quarter 3 Performance 2018/19

Stephen Tracey

Corporate Equality and Strategy Manager

Altogether better



Purpose

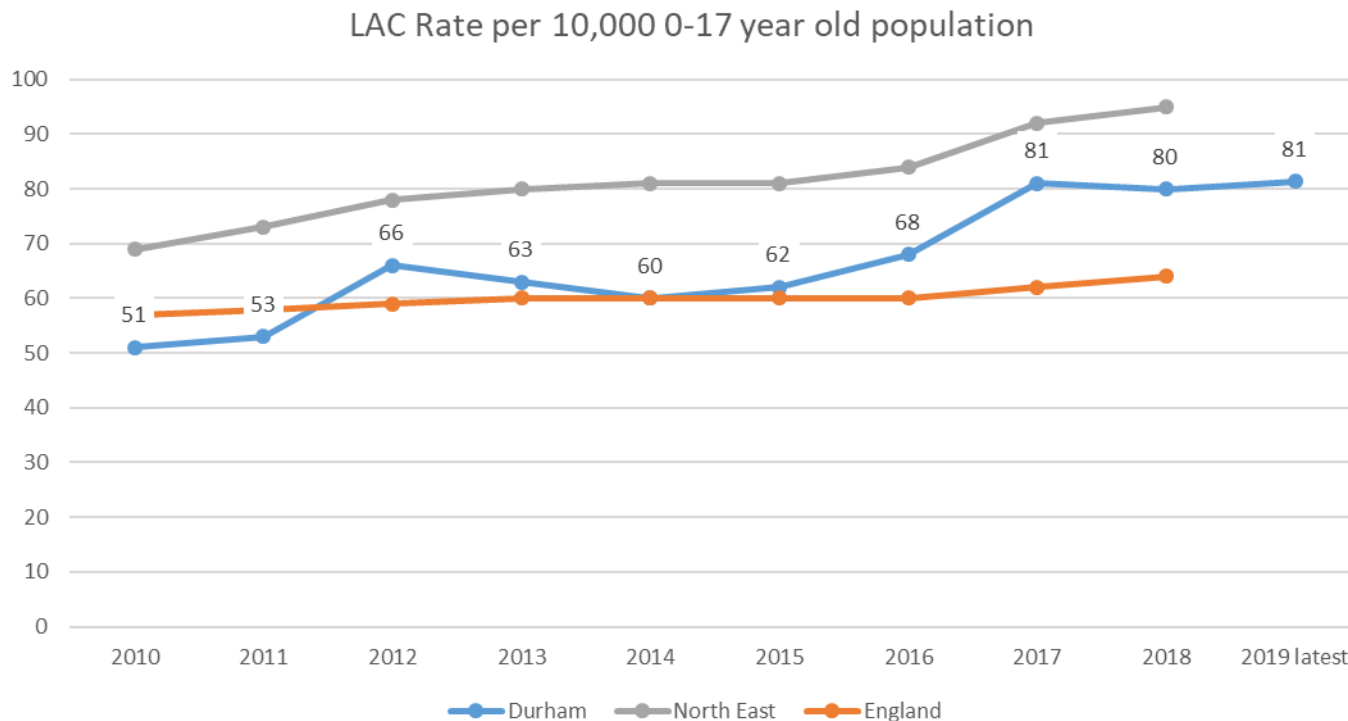
- Overview of performance for looked after children and care leavers
- Enable Corporate Parenting Panel to consider and comment on performance
- Focusses on the LGA's Corporate Parenting Key Lines of Enquiry (KLOEs) for elected members

Altogether better



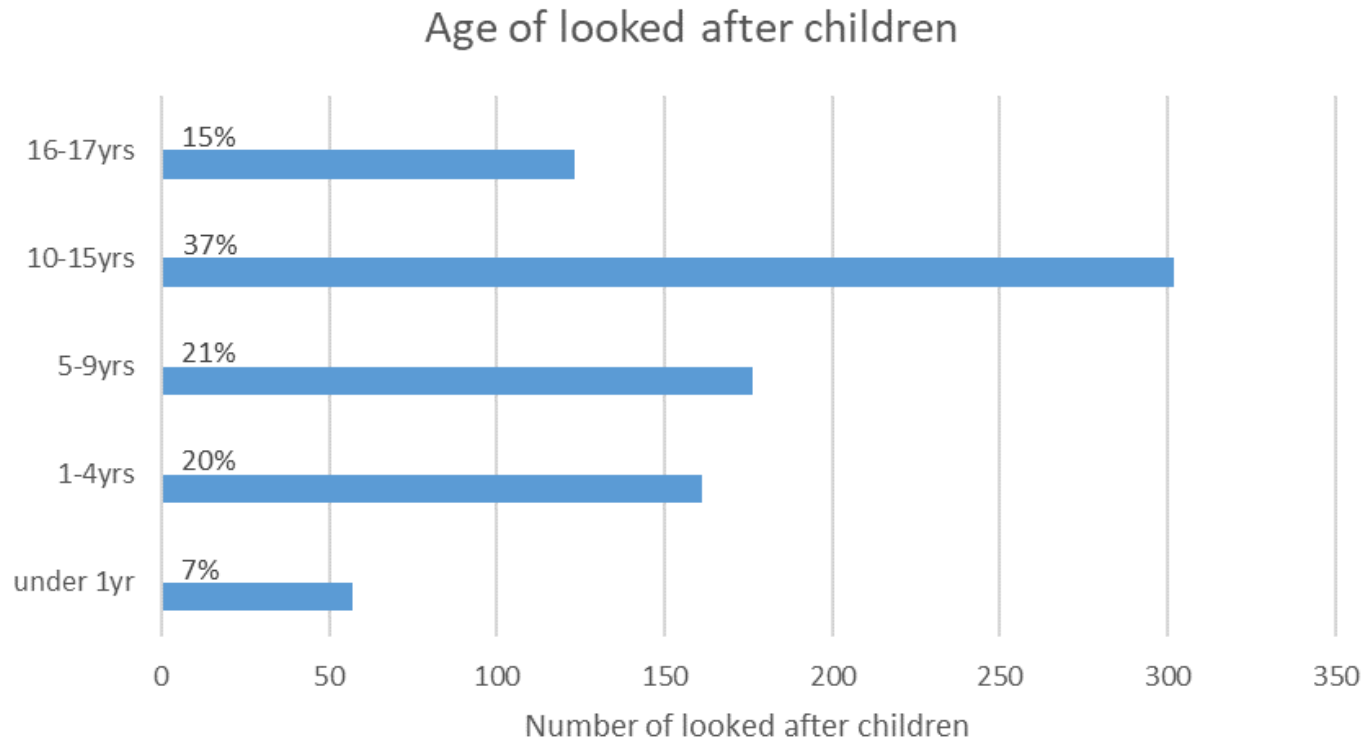
What are the characteristics of our cohort of children in care and care leavers?

819 children currently looked after



Altogether better

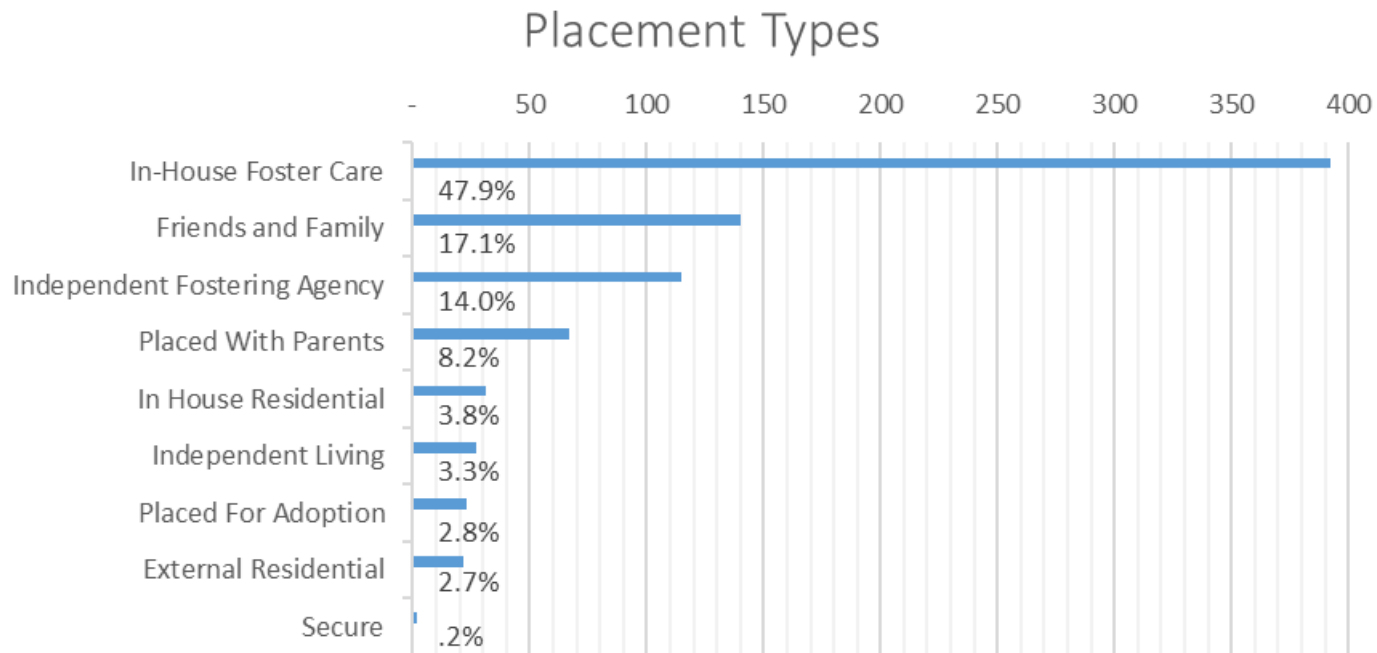
What are the characteristics of our cohort of children in care and care leavers?



Altogether better

What are the characteristics of our cohort of children in care and care leavers?

Just under half of our looked after children are in in-house foster care



Altogether better

Do our partner agencies understand their role in supporting us as corporate parents?

- Number of LAC reported missing or absent from care increased
- Number of incidents where a looked after child has been reported missing or absent from care reduced
- Reduced percentage of return to home interviews completed with LAC

Altogether better



Are we providing stable environments for children in our care?

Measure	2015/16	2016/17	2017/18	Q2 2018/19	Q3 2018/19	Source Date	Target	Q3 2017/18	DoT	England	North East	Stat Neighbour
Percentage of LAC with 3 or more placements during the year	6	6.1% [50 of 814]	8.3% [66 of 800]	10.5% [86 of 821]	7.3% [61 of 839]	@31 Dec 2018	5%	6.9% [55 of 792]	↑	10	9	10
Percentage of CLA continuously for 2.5 years or more aged under 16 who were living in the same placement for at least 2 years	69	72.6	69.3% [187 of 270]	67.5% [187 of 277]	64.8% [188 of 290]	@31 Dec 2018	72%	74.1% [200 of 270]	↓	70	73	71

Altogether better



Are we providing stable environments for children in our care?

Between April and December 2018:

- 28 children were adopted
- 17 adopters were approved
- 15 mainstream foster carers were approved

Altogether better

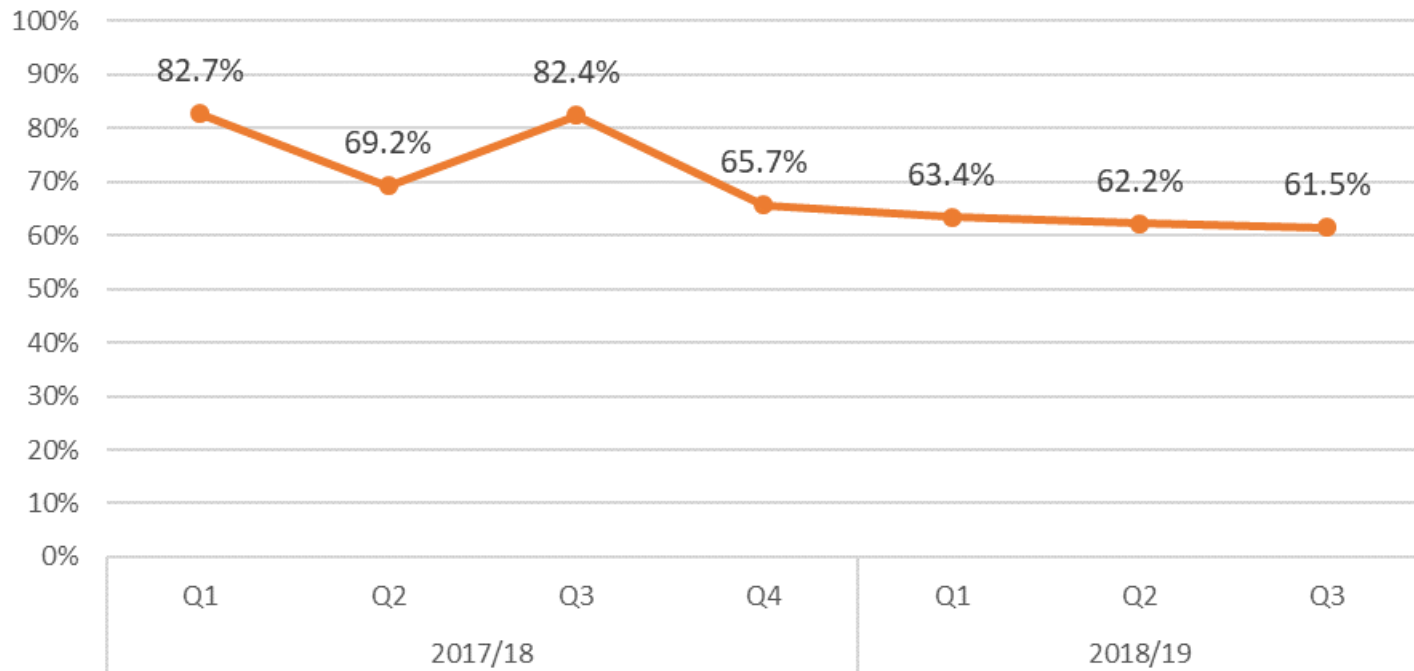
Are we providing stable environments for children in our care?

- 585 days on average between a child entering care and moving in with its adoptive family
- 305 days on average between LA receiving court authority to place a child and the LA deciding on a match to an adoptive family

Altogether better

What are we doing to look after the health and wellbeing of children in our care?

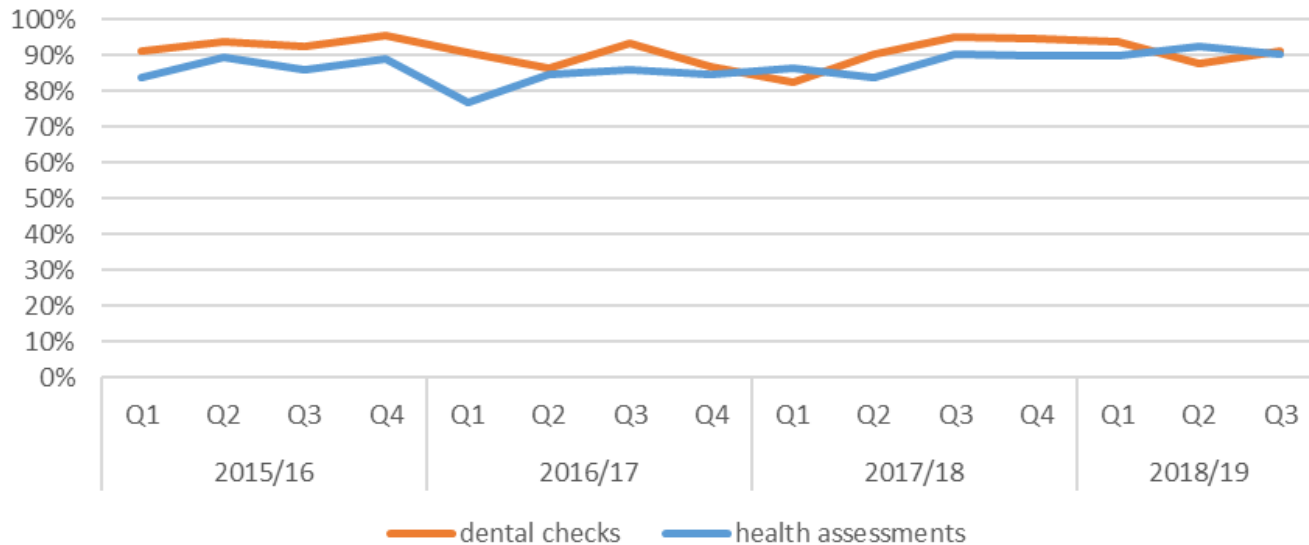
Initial Health Assessments completed within 20 working days of the child becoming looked after



Altogether better

What are we doing to look after the health and wellbeing of children in our care?

Percentage of children looked after continuously for 12 months or more who had a dental check / the required number of health assessments



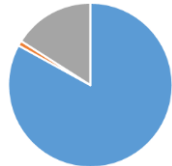
Altogether better



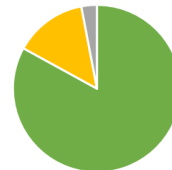
What are outcomes like for our care leavers?



94% (94) aged 17-18 in suitable accommodation



83% (133) aged 19-21 in suitable accommodation



83% (83) aged 17-18 in education, employment or training



48% (77) aged 19-21 in education, employment or training

Altogether better

Any Questions or comments?

Altogether better

