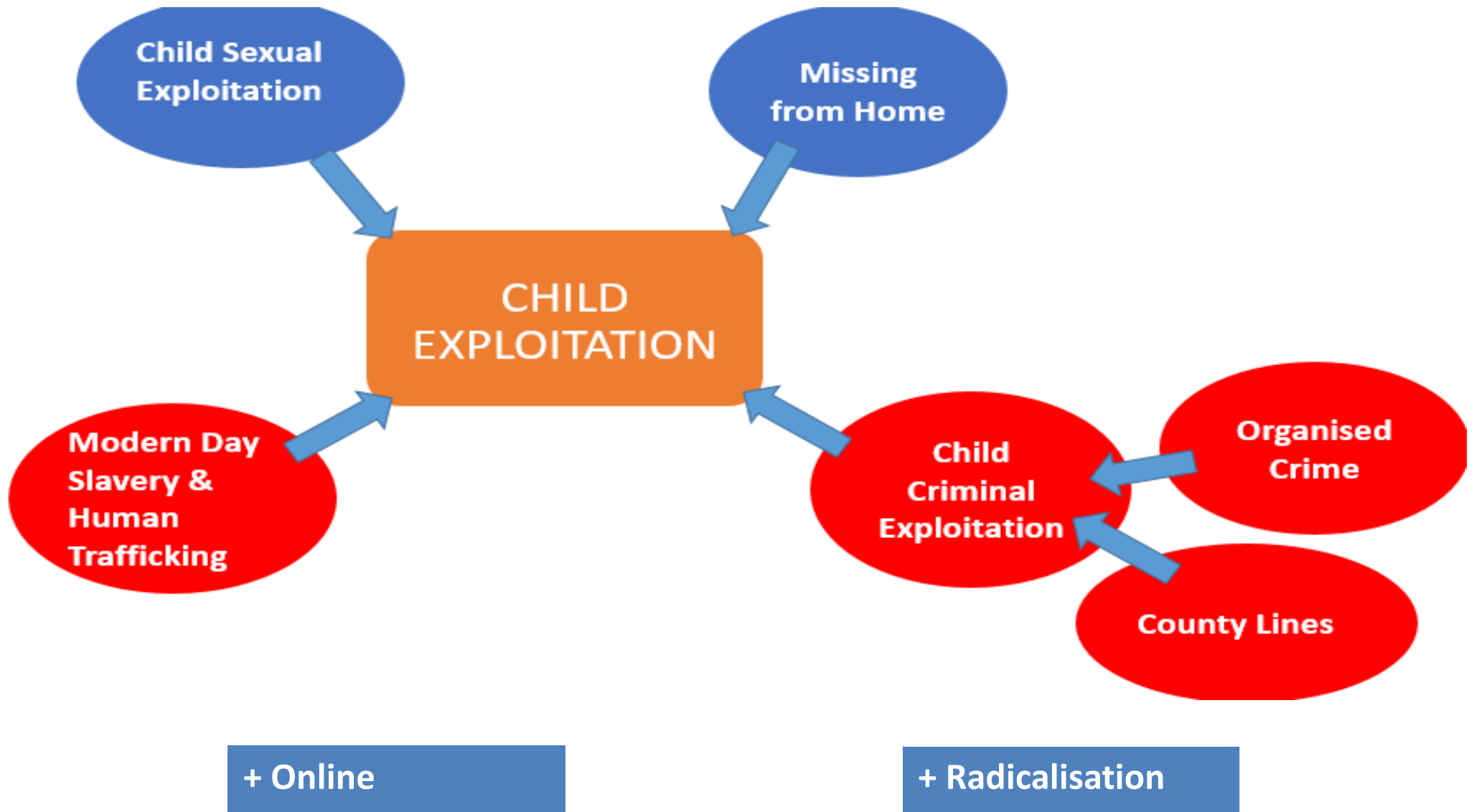


# Child and Adult Exploitation

County Durham Safer and Stronger Communities Overview and Scrutiny  
Committee

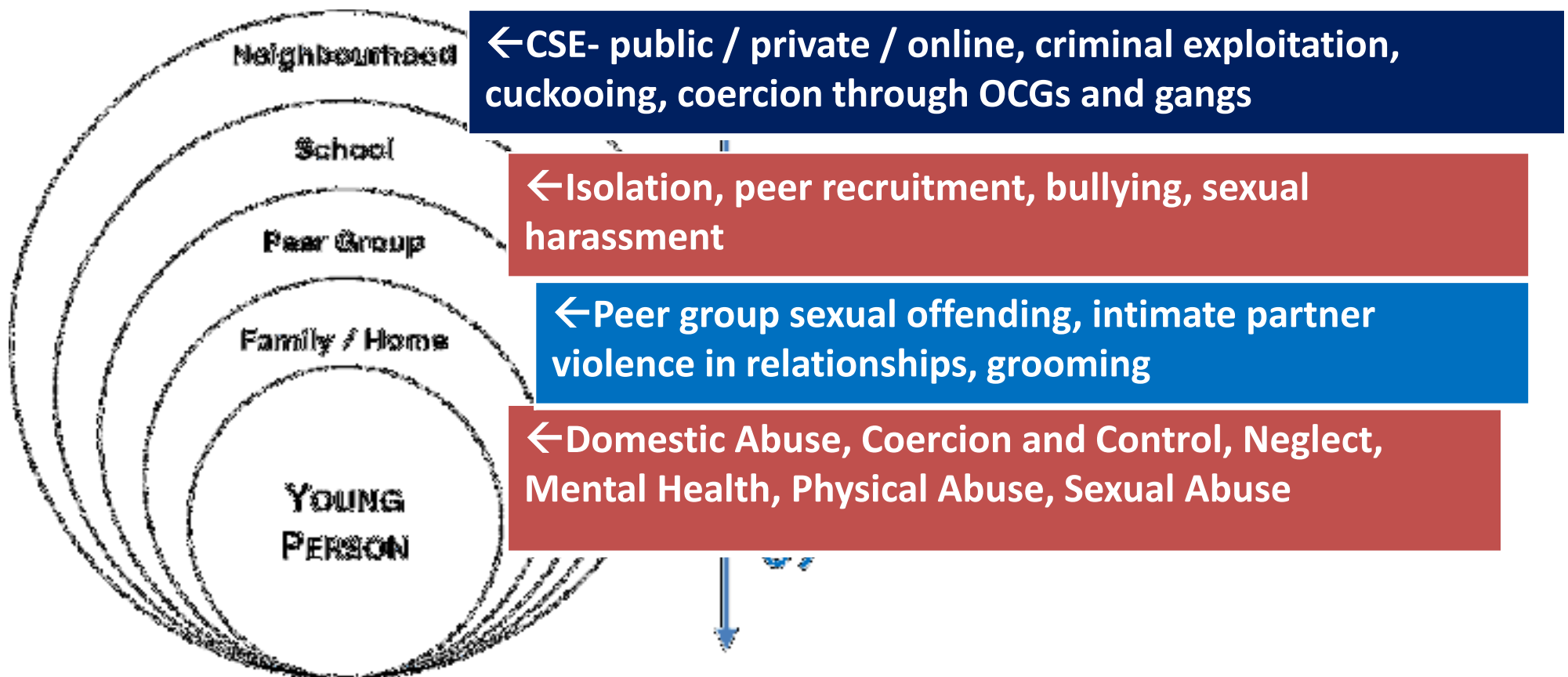
12 December 2022

# Child Exploitation



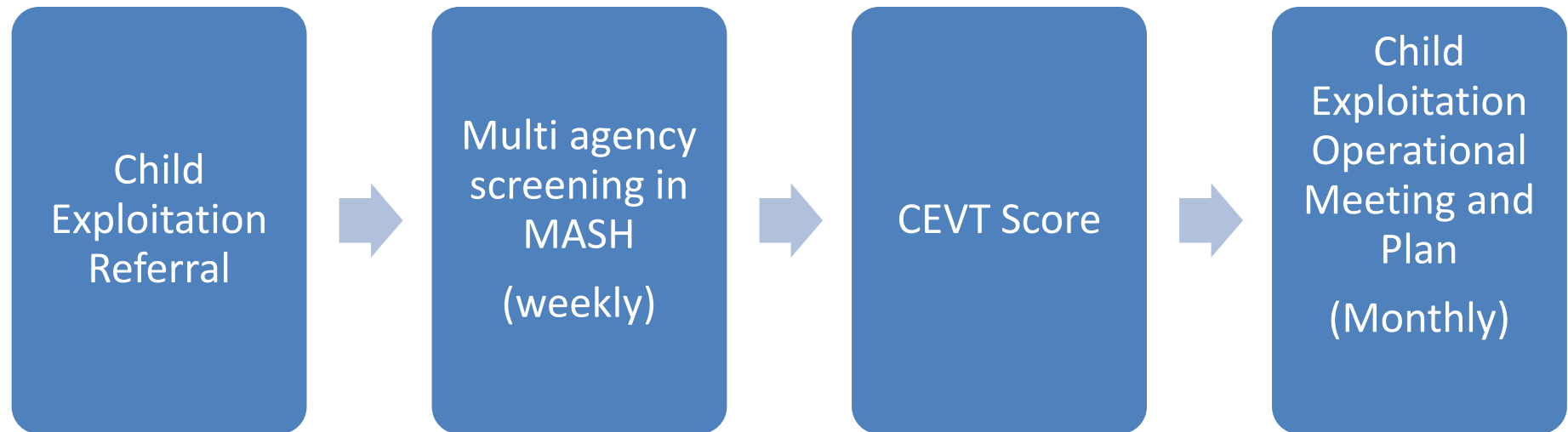
# Contextual Safeguarding

Prof Carlene Firmin MBE

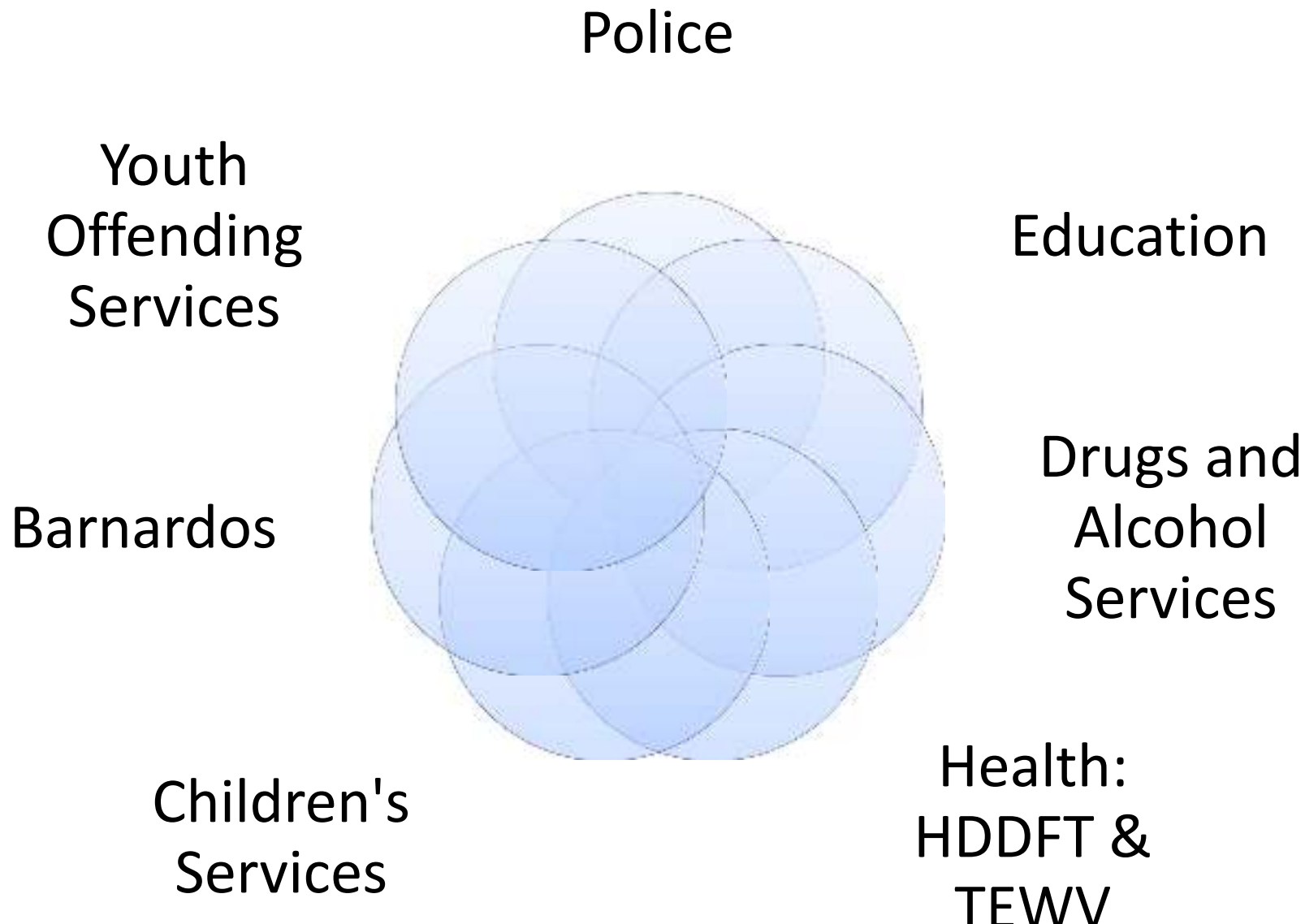


# Multi Agency Process

## Child Exploitation Vulnerability Tracker (CEVT)



# Multi agency approach



# Governance

Operational CEG



**Strategic Child Exploitation Group – Durham and Darlington**

**Performance:** MFH, CSE, CCE, School exclusions, EHE

**Agencies:** Police CDDFT, DCC & DBC (Education and CSC), NECA, HDFT, TEWV, CCG, Barnardos , DSCP, DSP, Crimestoppers

# CSE and CSA (from police data)

## Sexual offences under 18's

		% Change	Direction of travel
Apr-22	May-22		
138	163	18%	↑



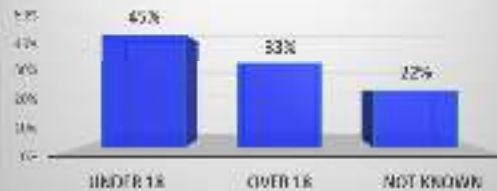
## CONTACT OFFENCES:

		% Change	Direction of travel
Apr-22	May-22		
73	96	32%	↑

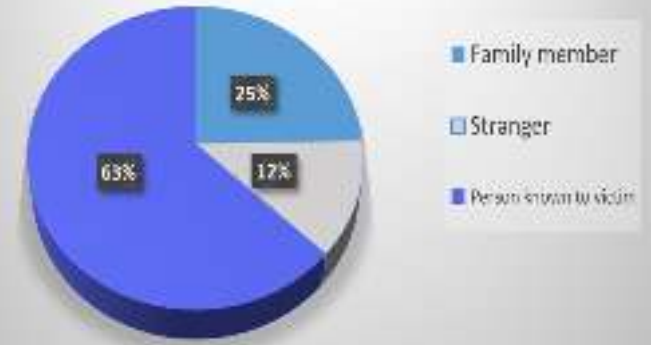
### CSE / CSA



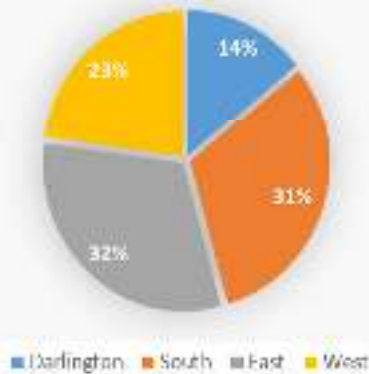
### Age of offender at time of offence:



### Offender / victim relationship



## Sexual offences against Children Apr & May 22- by Locality

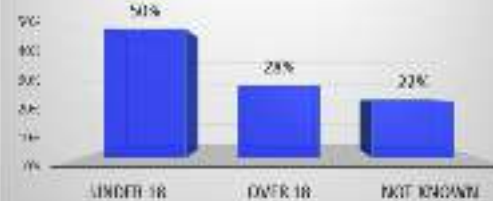


## ONLINE / DIGITAL:

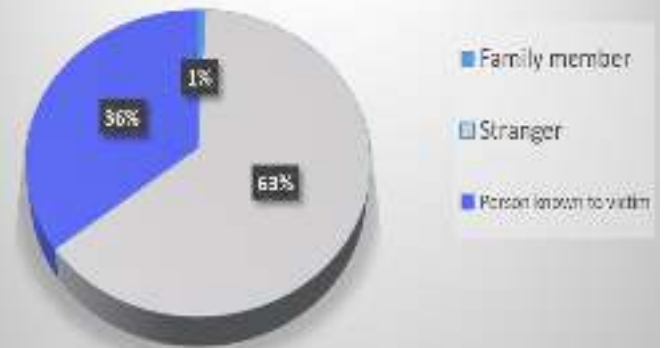
		% Change	Direction of travel
Apr-22	May-22		
62	65	5%	↑



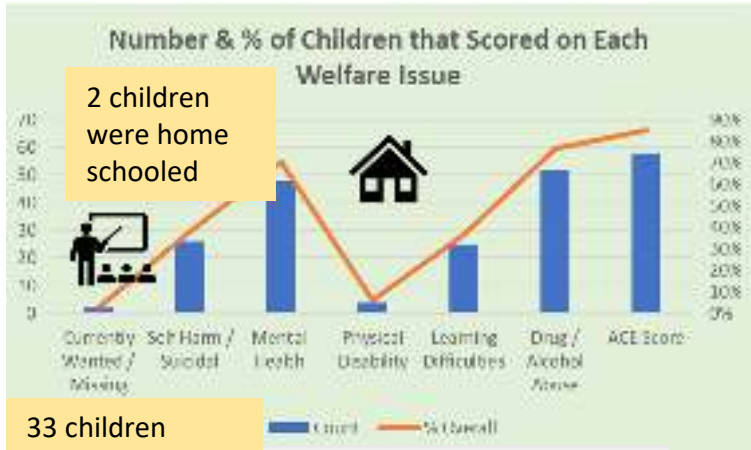
### Age of offender at time of offence:



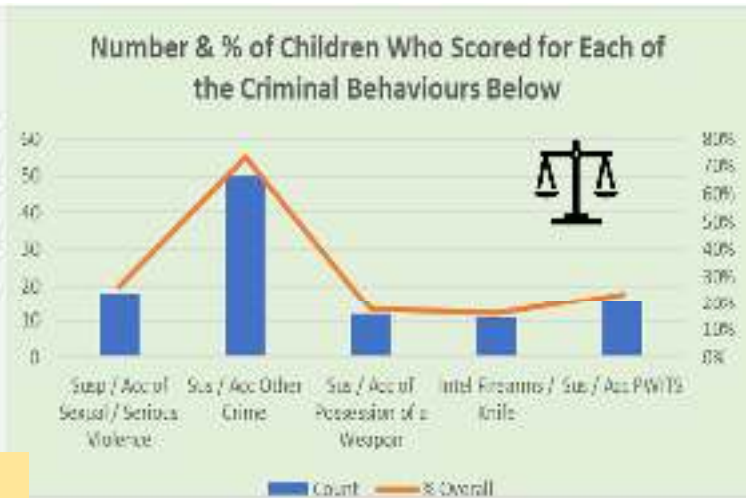
### Offender / victim relationship



# Child Exploitation Vulnerability Tracker

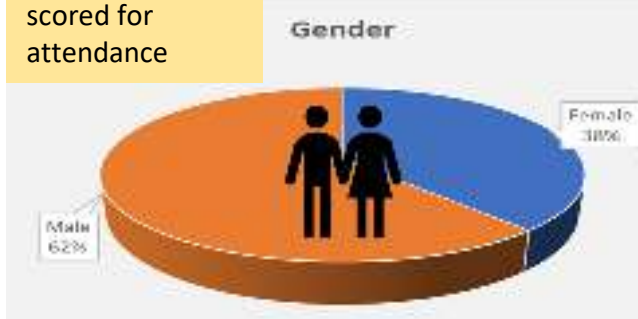


2 children were home schooled

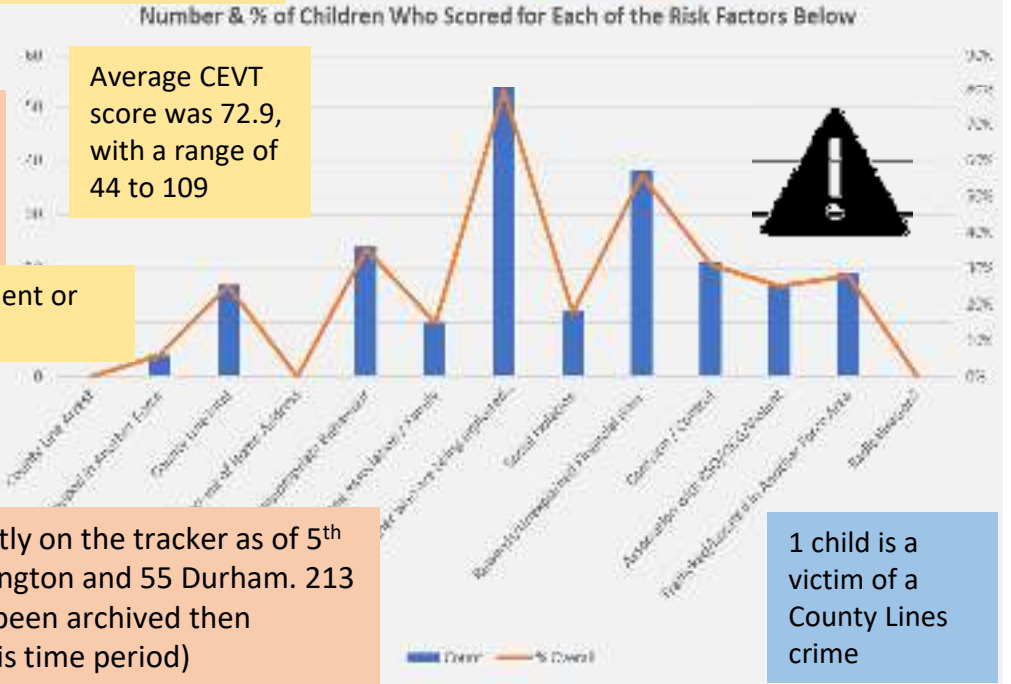


33 children scored for attendance

All were known to social services. 71% were CLA



256 referrals made forcewide during Q4 – an increase of 33 since Q3 (some services may have referred the same)



Average CEVT score was 72.9, with a range of 44 to 109

12 children were not engaged in education, employment or training



Average age 15.2.

21 children were a victim of a Child Sexual Exploitation crime  
4 children were a victim of Child Criminal Exploitation

68 children / young people currently on the tracker as of 5<sup>th</sup> May 2022: 1 Out Of Area, 12 Darlington and 55 Durham. 213 archived (note a child could have been archived then referred again at a later date in this time period)

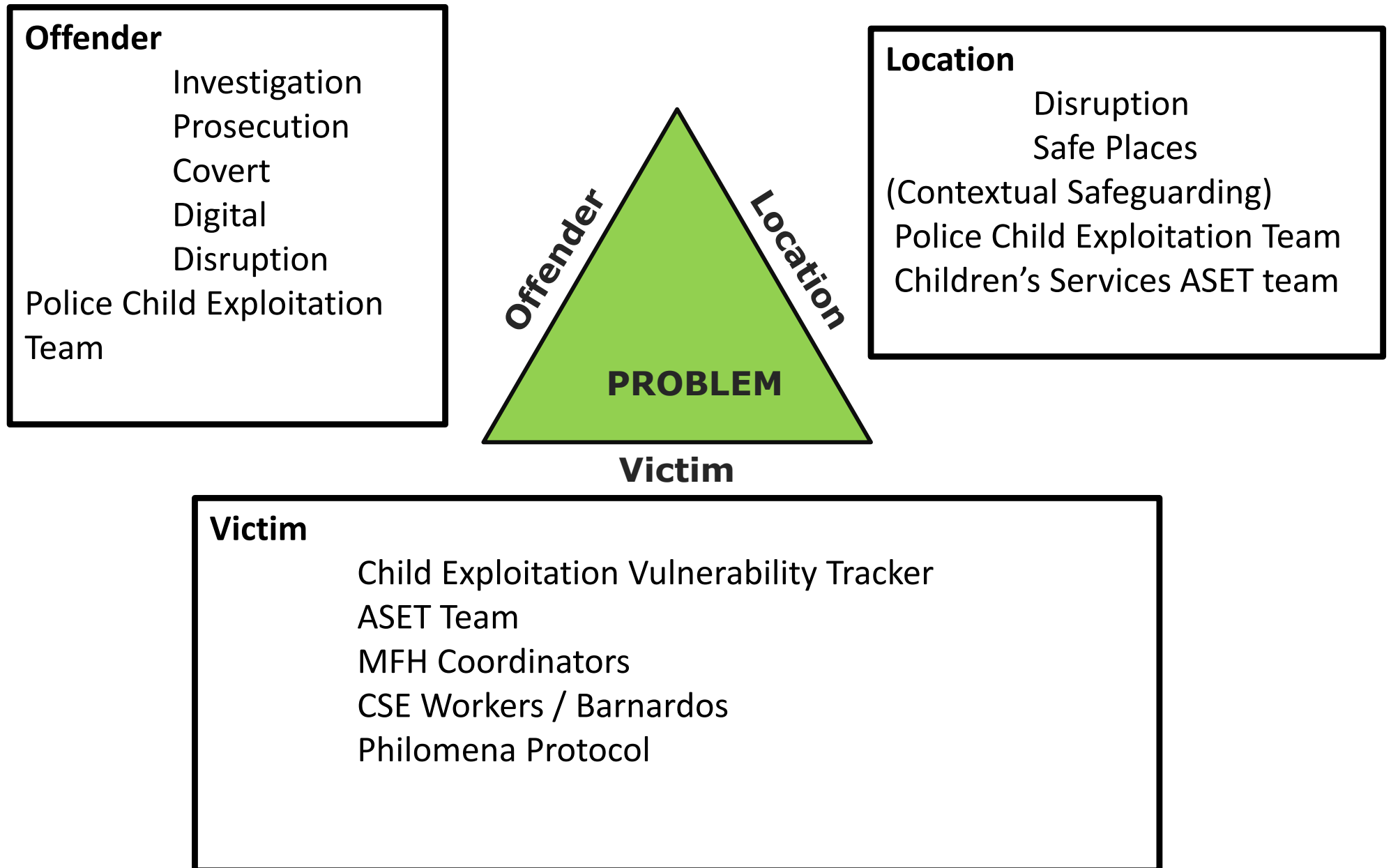
1 child is a victim of a County Lines crime



# Ongoing Review of Child Exploitation

- IICSA review
  - Victim Blaming Language education
  - Referral Matrix
- Dealing with volume – learning from MAPPA principles
- Chairing of Operational CEG Meetings
- Ensuring Strategy Discussions are not delayed
- Requirement for effective safeguarding of PLACE (Contextual Safeguarding Model) – work planned for Stanley and Horden. Op Makesafe
- Disruption of OFFENDERS & LOCATIONS
- Transition
- Regional Contextual Safeguarding Network
  - Prof Carlene Firmin Durham Children's Services

# Analysis - P.A.T



# ADULT EXPLOITATION

Organised  
Immigration Crime

Modern Slavery &  
Human Trafficking

Sexual  
Exploitation

County Lines

Daily Scanning by Police Intelligence  
Teams

Multi agency response eg via MASH

## Multi agency oversight

Safer Durham Partnership

Safeguarding Adult's Partnership

Modern Day Slavery & Human Trafficking Network (PCC led, Durham and Darlington)

# SNAP SHOT - MODERN SLAVERY

24 recorded MSHT crimes within 2 month period included:

**Criminal exploitation** accounted for 55% or 12 crimes

- Albanian nationals remain the dominant 'victims' of this exploitation (cannabis cultivation), with 9 Albanian nationals, there was also 1 British and 1 Vietnamese potential victim. 1 crime regarding forced drug distribution involved a Zimbabwe potential victim.

**Sexual exploitation** accounted for 23% or 5 crimes

- Mainly prostitution/pop-up brothels regarding 2 Malaysian victims, one Singaporean and 1 Vietnamese victim. There was also a human trafficking crime (secondary crime to CSE involving a British female child).

**Labour exploitation** accounted for 9% or 2 crime

- Involving a (now deceased) British male that made an account to a third party of kidnapping and forced labour and 1 crime involving a British victim forced to work at a dance school by a British suspect.

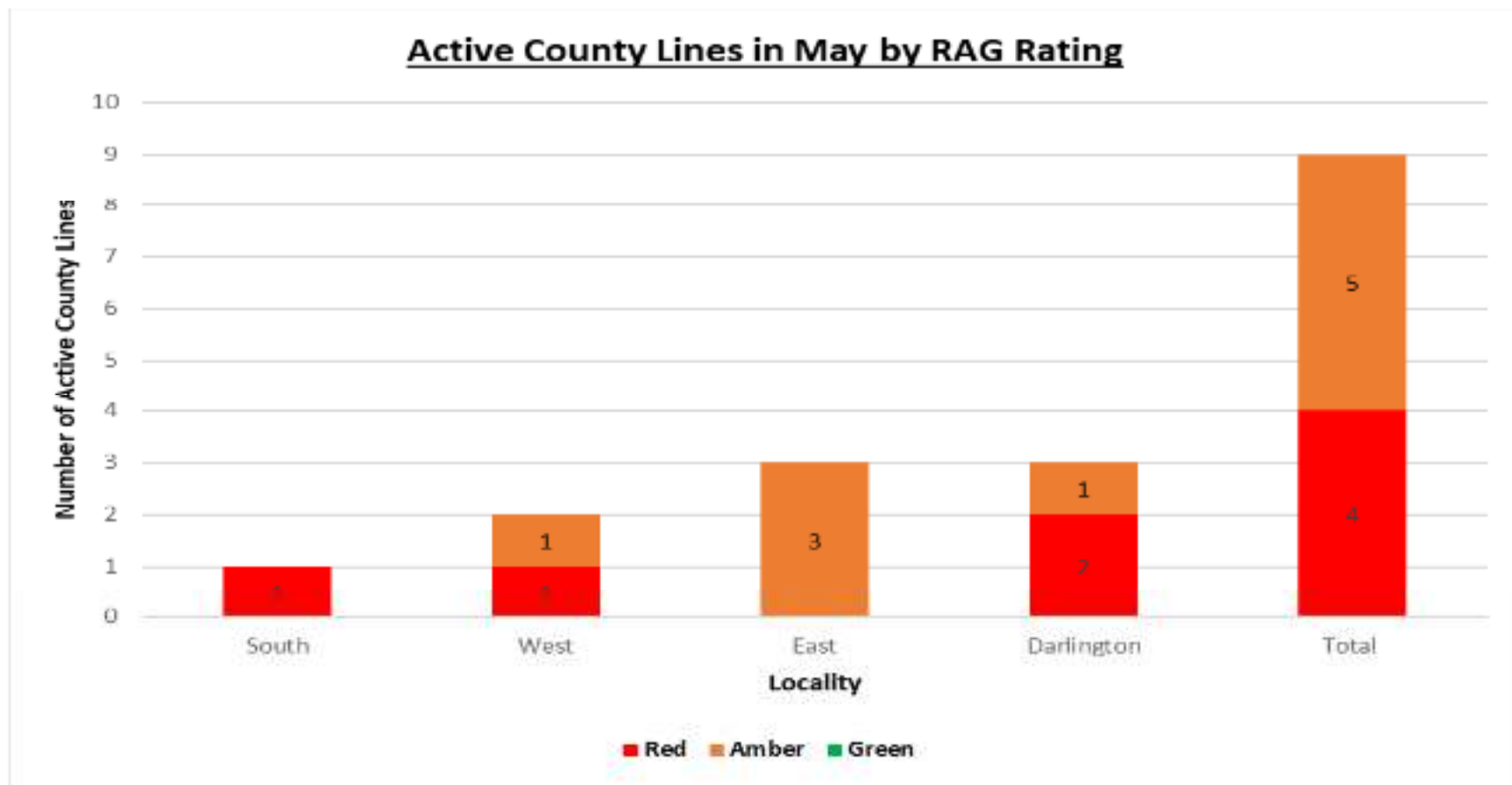
**Domestic Servitude:** accounted for 5% or 1 crime

# COUNTY LINES – Graded Approach

**RED – Priority Response: Identified Vulnerabilities** – Safeguarding of identified victims to be prioritised.

**AMBER – Medium Response: No Identified Vulnerabilities, Identified Deal Line** – Intelligence development – disruption activity.

**GREEN – Standard Response: No Identified Vulnerabilities, Unclear if Deal Line Exists** – Area intelligence to monitor/develop as appropriate.





Questions?

---