

Children and Young People Overview and Scrutiny Committee

26 April 2024

Quarter Three, 2023/24 Performance Management Report



Report of John Hewitt, Chief Executive

Councillor Amanda Hopgood, Leader of the Council

Electoral division(s) affected:

Countywide.

Purpose of the Report

- 1 To present an overview of progress towards delivery of the key priorities within the Council Plan 2023-27 in line with the council's corporate performance framework.
- 2 The report covers performance in and to the end of quarter three, 2023/24, October to December 2023.

Executive Summary

- 3 The County Council is a key partner within the County Durham Together Partnership. Collectively partners work towards delivering a shared plan - the [County Durham Vision 2035](#). The vision document was developed with partner organisations and the public. It sets out what we would like the county to be like over the next decade and beyond. The vision is for:

a place where there are more and better jobs, people live long, and independent lives and our communities are well connected and supportive.

- 4 We have set out how the council will effectively deliver its services and its contribution to achieving this vision in our [Council Plan](#). The Council Plan is structured around five thematic areas: our economy, our environment, our people, our communities, and our council. We monitor our success through a suite of Key Performance Indicators (our corporate performance framework), which forms the basis of this report.
- 5 The [Council Plan](#) is undergoing its annual refresh and the plan for 2024-28 will be considered by Council on 28 February 2024. Subject to Council approval, it will continue to be structured around five thematic areas which, along with the objectives they contain, will remain unchanged. Our priorities, key programmes of work and associated performance management arrangements for the forthcoming four years are set out within the refreshed plan and our performance framework is now being adjusted accordingly. The

new framework will form the structure of this performance report from quarter one, 2024/25.

- 6 We are a well-functioning council in relation to performance and continue to set our performance against characteristics of well-functioning councils as set out by the Department for Levelling Up, Housing and Communities (DLUHC)¹ Best Value Standards and Intervention Draft Guidance. We will continue to develop the following through our performance management processes and the wider Corporate Business Intelligence Review:
 - (a) An organisational-wide approach to continuous improvement, with frequent monitoring, performance reporting and updating of the corporate and improvement plans.
 - (b) A corporate plan which is evidence based, current, realistic and enables the whole organisation's performance to be measured and held to account.
 - (c) Clear and effective mechanisms for scrutinising performance across all service areas. Performance is regularly reported to the public to ensure that citizens are informed of the quality of services being delivered.
- 7 In July 2023, the Office for Local Government (Oflog) was established as a new performance body for local government. Its purpose is to provide authoritative and accessible data and analysis about the performance of local government and support its improvement.
- 8 Oflog's initial focus is to bring together existing data in an informative way through the [Local Authority Data Explorer](#). The first tranche of metrics, uploaded to the Data Explorer in July 2023 and incorporated within this performance report, is being expanded to cover a wider range of local government responsibilities. A second tranche of metrics is now being released and a third tranche will follow in the spring of 2024. These metrics will be incorporated into future reports as and when appropriate.

Context

- 9 The council is a large organisation providing a broad range of services, and our operating environment can at times be challenging, due largely to inflationary and demand pressures.
 - (a) We are showing strong economic performance in the county with a range of measures such as the employment rate and unemployment being favourable compared to previous years. Cultural events are well attended with local businesses enjoying their economic impact. A current challenge for the council is transitioning from European funding to national schemes such as the UK Shared Prosperity Fund for employment initiatives.
 - (b) Key measures around waste collection and disposal show that we are diverting a smaller proportion of waste to landfill, and contamination of

¹ [Best Value standards and intervention](#)

our household recycling continues to come down. Carbon emissions from council operations is falling but we need to accelerate our programme if we are to meet our targets. Bus patronage for our park and ride scheme and for public bus services has not returned to pre-pandemic levels. Work is going on at national, regional, and local levels to help mitigate against these losses.

- (c) Demand for children's social care remains high. Processing times and re-referral rates demonstrate the effectiveness of social care provision. Care Acts assessment timeliness for adult social care clients is improving and remains an area of strong focus for us. We have experienced a substantial increase in requests for education, health, and care plans for children with special educational needs and disabilities since 2019 leading to backlogs for educational psychologist advice. No applications have been processed within the government's 20-week timescale. This remains a concern. The proportion of people accessing homeless services where we have accepted the statutory duty of homelessness has increased.
- (d) The overall crime rate in County Durham has fallen and compares favourably with many council areas in the region. However, there has been a steady increase in referrals of domestic abuse to our support services. Fly-tipping reports to the council remain at an all-time low due to the proactive approach. The number of eligible private sector rented properties which are fully licensed under the selective licensing scheme is now at 43%. Timeliness of repairing all categories of highway defects are better than target. Fatalities from road traffic accidents is worse than comparators. Retail vacancies are higher than national levels although there is a varied picture across our centres.
- (e) The employee sickness absence rate is falling and is now at 11.15 days per full-time equivalent. The council continues to experience recruitment difficulties in certain occupational categories with some positions being advertised multiple times.

Recommendation

10 Children and Young People Overview and Scrutiny Committee is recommended to:

- (a) note the overall position and direction of travel in relation to quarter three performance, and the actions being taken to address areas of challenge.

Background papers

- County Durham Vision (County Council, 23 October 2019)
<https://democracy.durham.gov.uk/documents/s115064/Draft%20Durham%20Vision%20v10.0.pdf>

Other useful documents

- Council Plan 2023 to 2027 (current plan)
<https://democracy.durham.gov.uk/documents/s168768/Council%20Plan%20Refresh%20Appendix%203.pdf>
- Quarter Two, 2023/24 Performance Management Report
<https://democracy.durham.gov.uk/documents/s183015/Q2%202023-24%20Corporate%20Performance%20Report.pdf>
- Quarter One, 2023/24 Performance Management Report
<https://democracy.durham.gov.uk/documents/s178933/Q1%202023-24%20Corporate%20Performance%20Report%20-%20Cabinet%2013.09.23.pdf>
- Quarter Four, 2022/23 Performance Management Report
<https://democracy.durham.gov.uk/documents/s174900/Item%204%20Q4%202022-23%202%201.pdf>
- Quarter Three, 2022/23 Performance Management Report
<https://democracy.durham.gov.uk/documents/s171720/Item%205%20Corporate%20Performance%20Report%20Q3%202022-23.pdf>

Author

Steve Evans

Contact: steve.evans@durham.gov.uk

Appendix 1: Implications

Legal Implications

Not applicable.

Finance

Latest performance information is being used to inform corporate, service and financial planning.

Consultation

Not applicable.

Equality and Diversity / Public Sector Equality Duty

Equality measures are monitored as part of the performance monitoring process.

Climate Change

We have declared a climate change emergency and consider the implications of climate change in our reports and decision-making.

Human Rights

Not applicable.

Crime and Disorder

A number of performance indicators and key actions relating to crime and disorder are continually monitored in partnership with the Safe Durham Partnership and its sub-groups.

Staffing

Performance against a number of relevant corporate health indicators has been included to monitor staffing issues.

Accommodation

Not applicable.

Risk

Reporting of significant risks and their interaction with performance is integrated into the quarterly performance management report.

Procurement

Not applicable.



Corporate Performance Report

Quarter Three, 2023/24



Contents (blue text links to sections of the report)

Our Economy		➤ Executive Summary – Our People
	Performance Dashboards	➤ Educational attainment
Our People		➤ Our People Performance Report
	Performance Dashboards	➤ Early help and referrals
		➤ Assessments, protection plans, in need, social worker vacancies
		➤ Children in care, unaccompanied asylum seeking children
		➤ Education
	➤ SEND	
	➤ Data Tables	

Executive Summary

- 1 This performance report covers the third quarter of the 2023/24 financial year (October to December 2023). It sets out our progress towards delivering the key priorities set out within our [Council Plan 2023-27](#).
- 2 Performance is reported on an exception basis with key messages structured around the five thematic areas of, our economy, our environment, our people, our communities, and our council.

Our people

- 3 This priority aims to help our residents live long and independent lives and remain in good health for as long as possible. We will protect and improve health by tackling the leading causes of illness and early death, inequalities, and the challenges around mental health. We will ensure a sustainable high-quality care market and invest in a multi-million-pound programme to transform our leisure centre venues.

Going Well

- 4 Demand for early help and statutory support for children and families remains consistent with previous trends. Improved practice has led to a consistently low re-referral rate for statutory children's social care. This means fewer children and their families require further support from safeguarding services following support.

Issues we are addressing

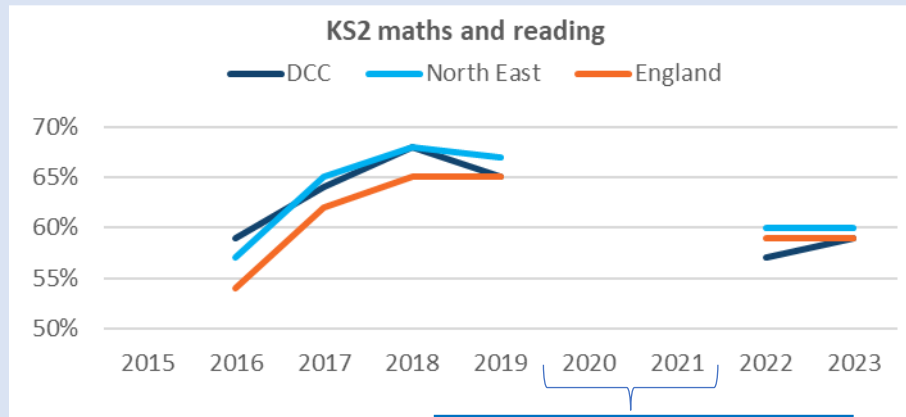
- 5 Although overall statutory demand for children's social care remains consistent, the number of children and young people receiving intensive support (on a Child Protection Plan and taken into our care) is relatively high. The service is reviewing these trends and learning will feed into strategic placement sufficiency work and preparation for the implementation of the Care Review proposals.
- 6 Requests for new Education, Health, and Care Plans (EHCPs) increased substantially between 2019 and 2022 and have continued at a very high level in 2023, which is impacting on capacity in the service to achieve timely assessments. A comprehensive action plan is in place which seeks to address these challenges and improve timeliness rates, particularly in relation to the backlog for educational psychologist advice, this will continue to cause a timeliness issue until the backlog of requests has been cleared.

Risk Management

- 7 The government's statutory guidance for best value authorities sets out the characteristics of a well-functioning authority. This details the arrangements that councils should have in place for robust governance and scrutiny including how risk awareness and management should inform decision making. The latest [Strategic Risk Management Progress Report](#) provides an insight into the work carried out by the Corporate Risk Management Group between June and September 2023.

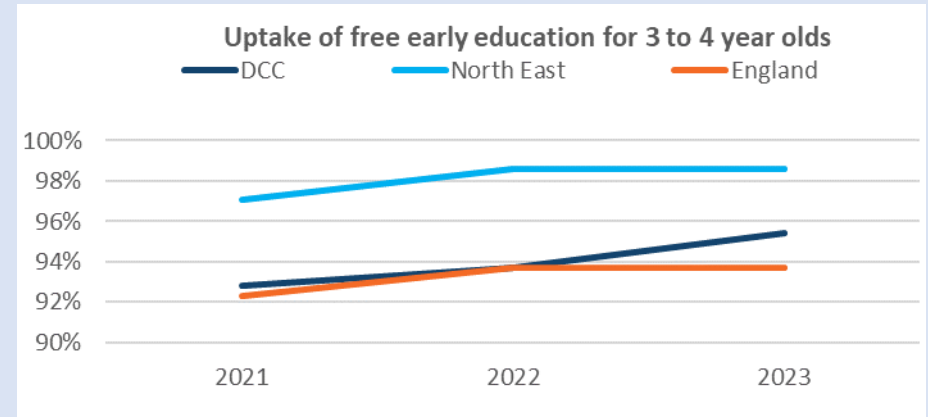
Education Dashboard

(Annual data - provisional)



2020 and 2021 assessments
Suspended due to Covid-19

- The proportion of Key Stage 2 children (11-year-olds) achieving 'expected' standards in Maths and Reading at KS2 improved from 57% in 2022 to 59% in 2023 eliminating the gap with England. The proportion of Key Stage 2 children (11-year-olds) achieving 'expected' standards in Maths and Reading at Key Stage 2 improved from 57% in 2022 to 59% in 2023 eliminating the gap with England.



- In 2023 95.4% of three- to four-year-olds were benefiting from free early education, improving uptake since 2021 (93%).
- This latest data is better than the England average (94%) but worse than the NE average (98%).

Education

- 8 More children are benefiting from free early childcare in Durham with more than 95% of three- to four-year-olds taking it up, increasing from 93% in 2021.
- 9 All parents and carers of three- and four-year-olds are entitled to 15 hours a week childcare support with registered childcare providers. Eligible working parents and carers of children aged three-four can also get an additional 15 hours' childcare support, bringing their total up to 30 hours a week. Starting from April 2024, existing childcare support will be expanded in phases. By September 2025, most working families with children under the age of five will be entitled to 30 hours of childcare support.
- 10 Key Stage 2 outcomes improved in 2023 eliminating the gap with England but remain lower than pre-pandemic results, a trend that is reflected regionally and nationally. Children young people service support local attainment outcomes through their ongoing Education Review which aims to deliver a sustainable school system in County Durham including addressing the current financial and projected budgetary position, sufficiency of school places, quality and stability of leadership, current condition of buildings and accessibility and suitability of schools and settings to provide outstanding learning. The Education Review has the following objectives:
 - **Economy:** Ensuring Children and young people have the best possible outcomes.
 - **Environment:** Maintaining and strengthening schools' capacity to meet community needs.
 - **People:** Ensuring that all children access a good or better education and every child having the option of attending a local school.
 - **Communities:** Exploring new education partnerships which maintain high quality provision in every locality.
 - **Council:** Develop, evolve, and integrate a service delivery model to secure future opportunities.

Our People

Priority Aims:

County Durham is a place where people will enjoy fulfilling, long and independent lives. We aim to,

- ensure children and young people will enjoy the best start in life, good health and emotional wellbeing
- ensure children and young people with special educational needs and disabilities will achieve the best possible outcomes
- ensure all children and young people will have a safe childhood
- promote positive behaviours
- better integrate health and social care services
- tackle the stigma and discrimination of poor mental health and build resilient communities
- people will be supported to live independently for as long as possible by delivering more home to meet the needs of older and disabled people
- support people whose circumstances make them vulnerable and protect adults with care and support needs from harm
- protect and improve the health of the local population, tackling leading causes of illness and death

National, Regional and Local Picture

Children's Social Care

- 11 In November 2023, Ofsted carried out a focused visit looking at our arrangements for care-experienced young people - specifically the quality of preparation for adulthood, the quality and suitability of accommodation and care leavers with specific needs. [Feedback](#) was positive and identified that "leaders have a detailed understanding of the strengths of this area of service and where further improvements can be made. Senior leaders have further developed and improved services for care-experienced young people".
- 12 In December 2023 new statutory guidance was released on the principles behind children's social care. A new [Children's Social Care National Framework](#) brings together the purpose, principles, enablers, and outcomes that should be achieved in children's social care, and linked to this new framework are plans for a new [children's social care dashboard](#).
- 13 Updated statutory guidance, [Working Together to Safeguard Children 2023](#), sets out new child protection standards and advocates for a multi-disciplinary workforce to support the diverse needs of children and families when safeguarding children. A [data strategy](#) outlines plans to transform children's social care data, including improved information sharing through research and evaluation and a children's social care dashboard to consolidate data in one place.
- 14 An advice document, [Improving practice with children, young people and families](#), offers support and guidance to key partners in implementing and embedding the Children's Social Care National Framework and Working Together to Safeguard Children 2023. Together this framework and guidance clarifies existing statutory

duties, sets national direction for practice, and sets the expectations for multi-agency working across the whole system of help, support and protection for children and their families.

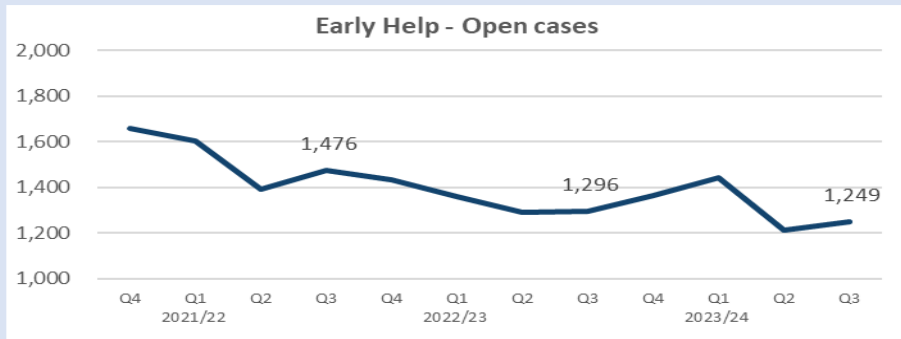
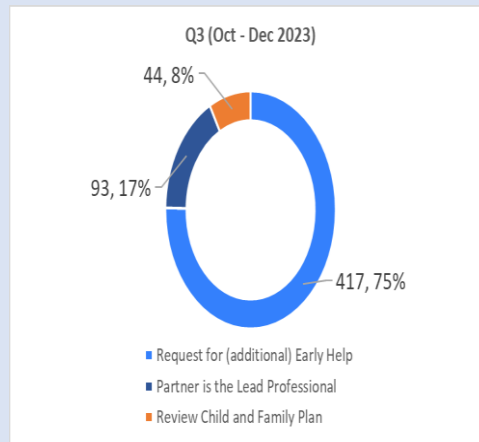
- 15 The service is reviewing the detail and implications of this new framework and will embed in practice, strategic policy development and local improvement priorities.

Children's Social Care Dashboard: Early Help and Referrals

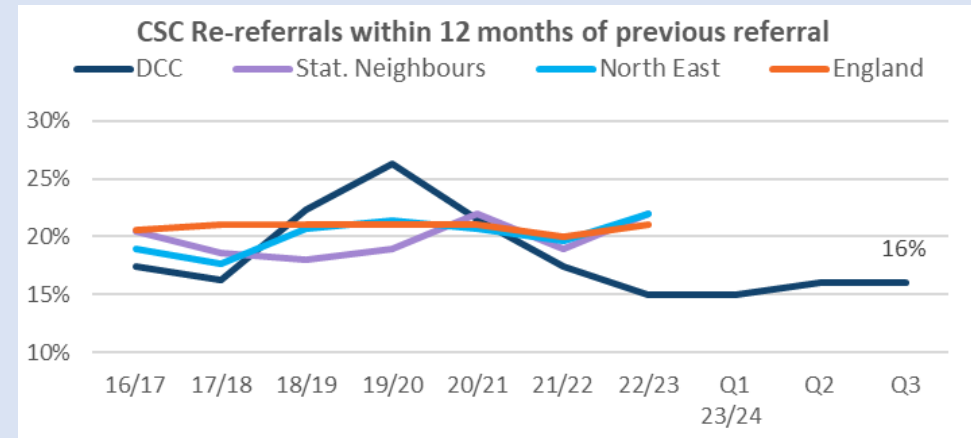
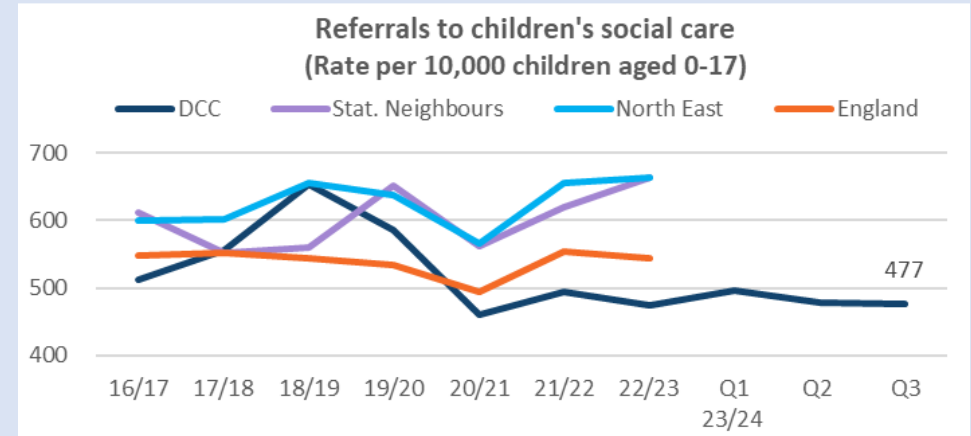
(12 months ending 31 December 2023 / at 31 December 2023)

Early Help

- Demand reduced post-Covid, partly due to a change in operating model with more work led by partners through early help conversations.
- 15 Family Hubs were launched in April 2023. The hubs provide 'one stop shop' access to family support (from conception to age 19, or 25 years for children with Special Education Needs and Disabilities). 2,139 people have registered with Family Hubs, including 201 children aged 0-6 months.
- Feedback from families and young people working with the service continues to be positive: 90% of parent/carers, 87% of children and 88% of young people are happy or very happy with the support they received.
- 2,501 assessment forms have been submitted through the Early Help Assessment Portal since it was launched in October 2022, with 18% (458) from partners who are leading on assessments, and 6% (143) about Child and Family Plans, evidencing progress being made with families. Q3 figures are shown below.

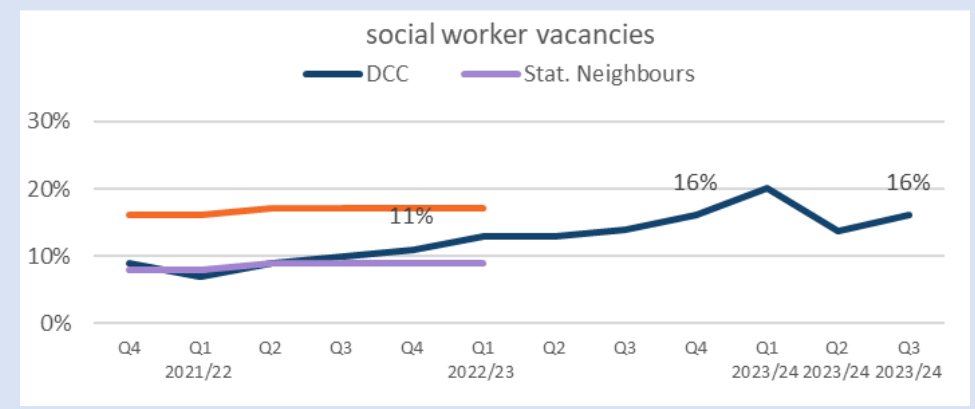
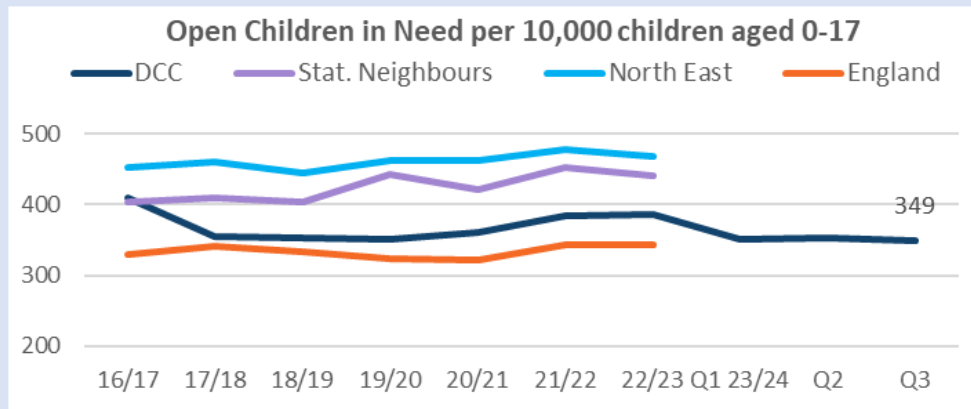
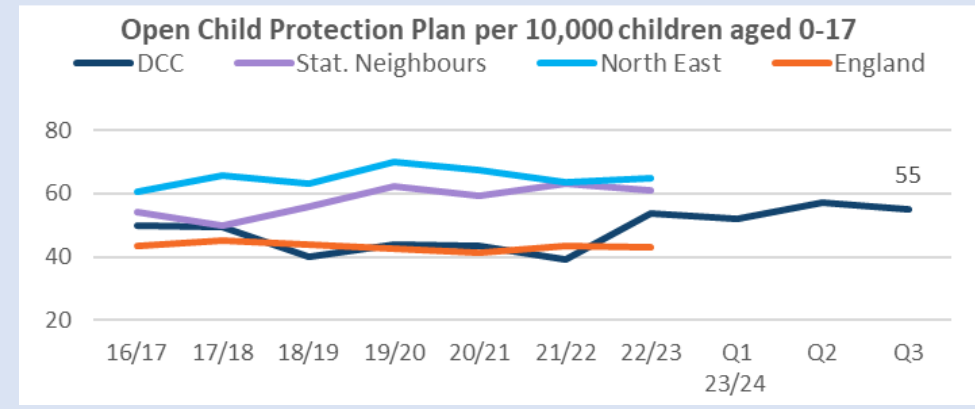
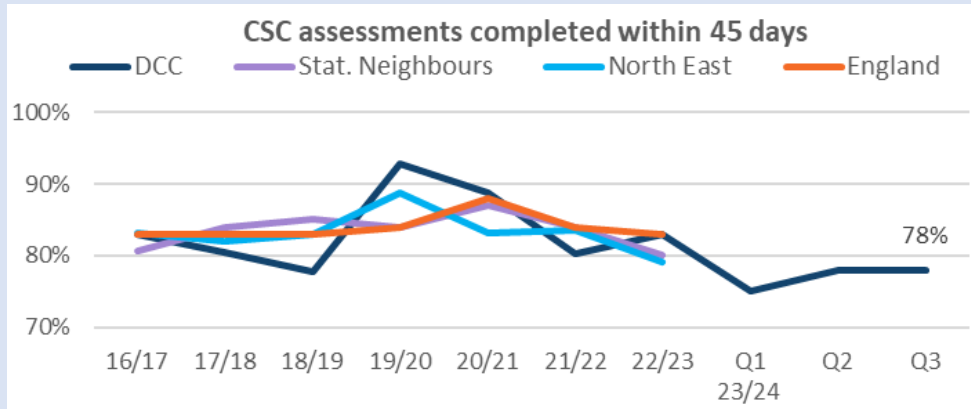


Referrals



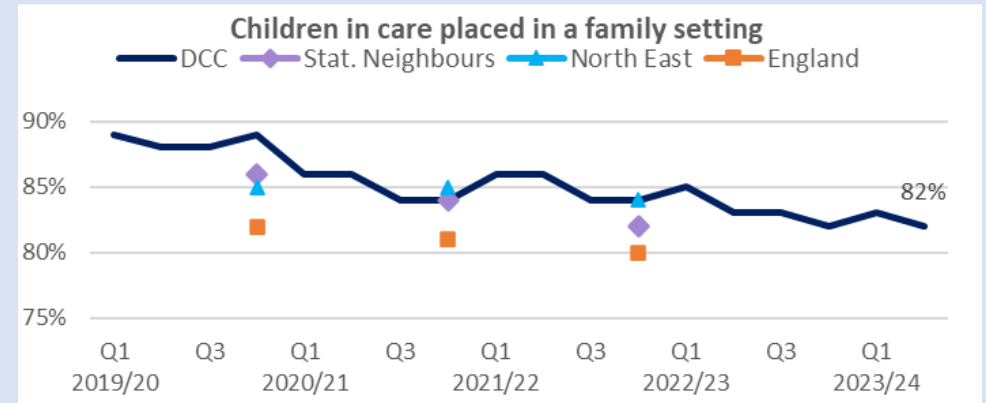
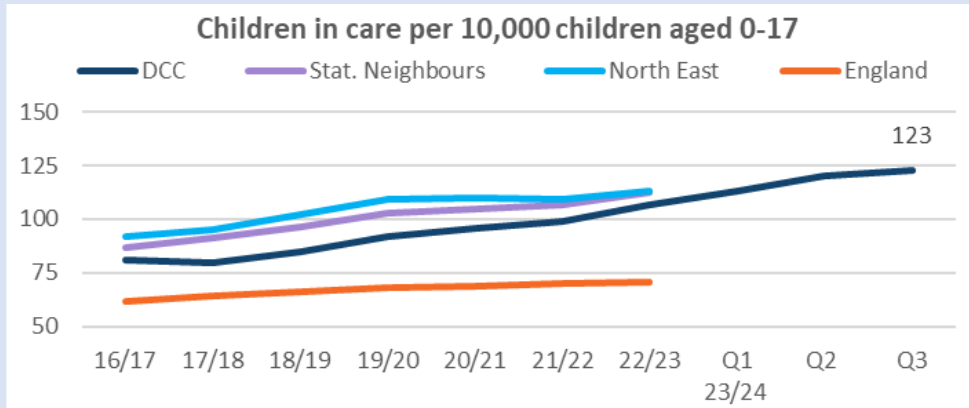
Children's Social Care Dashboard: assessments, protection plans, in need, social worker vacancies

(12 months ending 31 December 2023 / at 31 December 2023)

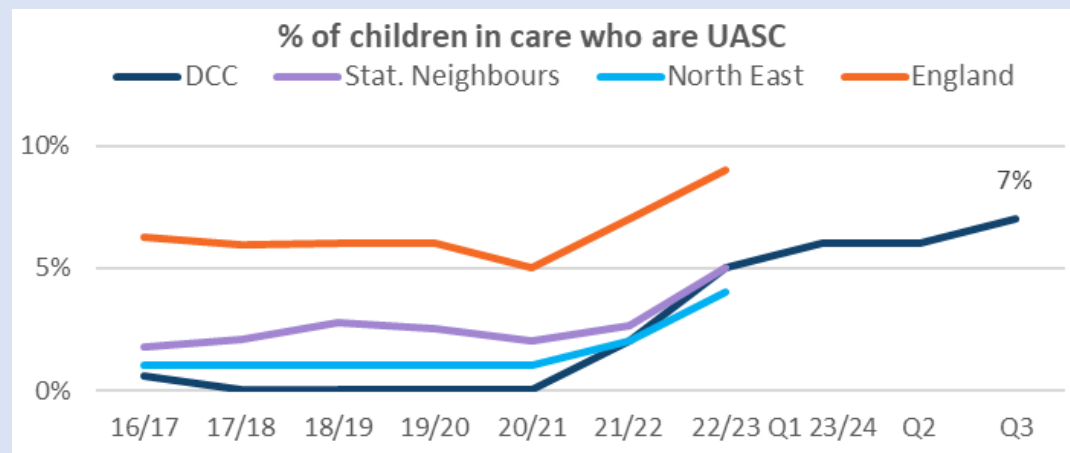


Children's Social Care Dashboard: in care, unaccompanied asylum seeking children

(12 months ending 30 September 2023 / at 30 September 2023)



More children are in care, and this is driving the reduction in the proportion living in a family setting.



Children's Social Care and Early Help

- 16 Overall demand for early help and statutory support remains consistent with previous reports. The recent reductions in cases open to Early Help should be seen within the context of a transformed Early Help model in Durham.
- 17 The service has worked with key partners, children, young people, parents and carers to develop a new Early Help Assessment for partners based on Durham's Signs of Safety practice model, this was launched in October 2022. The purpose being to provide a richer picture of early help offered and the impact on children, young people, and families across County Durham.
- 18 There are a number of partners who are using the new assessment where a Team Around the Family (TAF) arrangement is in place. The Prevention and Early Help Partnership continue to work with partners who are not engaging in this process to understand barriers and work with them on a solution focussed approach. This will then provide a much more accurate picture of the early help support to families delivered across the system.
- 19 Locality Early Help Conversations are well established within County Durham. When a child's needs cannot be met by universal services alone, quality conversations strengthen and improve decision making and joint working to provide the right help at the right time for families. These conversations often identify that family's needs can be met without a formal referral into the LA Early Help Service (OPS) and so the collective resource from across the system is utilised. The establishment of the Family Hub and Start for Life Offer provides families with the support they need that is much more accessible.
- 20 A wide-ranging programme of activity and support is being delivered in Family Hubs, and at other venues, with partners. Examples of delivery include:
 - 166 children and young people have taken part in the EWB programme (Emotional Wellbeing and Behaviour), with courses including Chill Kids, Teen Zone, Safer Choices, and Staying Cool Teen. 125 completed a course with 105 reporting a positive outcome.
 - 72 people started Parenting Programmes such as Fearless, Stepping Stones, Strengthening Families, Triple P Teen, Incredible Years Baby, and Incredible Years. 51 completed a course with 47 reporting a positive outcome.
 - Universal programmes Baby and Me and Toddler and Me were attended by 475 and 254 parents respectively.
 - 144 people attended Growing Healthy Drop-In sessions.
 - 50 people attended Infant Feeding sessions.
 - Weekly Victim Survivor groups are hosted at Family Hubs in Stanley and Durham and run by Harbour. On average, 4-5 women attend each session.
 - In Q3, 20 families were referred to the RYPP (Respect Young People's Programme). 45 families were engaged, and 13 families completed the programme. 13 families did not complete the programme, with some being offered wider support by Harbour.
 - In Q3, the DART programme (Domestic Abuse, Recovering Together) was completed by 3 families. A further 2 families were offered wider support after it was

determined the programme was not appropriate for their needs. A holistic and intensive pre-assessment process, including the completion of a readiness assessment, is provided by Harbour.

- 21 Improved practice across statutory children's social care has led to a consistently low re-referral rate. The rate at quarter three (16%) is in line with quarter two (16%) and is better than latest benchmarks. This means fewer children and their families require further support from safeguarding services following support.
- 22 Although statutory demand remains low, children and young people receiving intensive support (children on a Child Protection Plan and taken into our care) remains relatively high. This is indicative of ongoing high levels of complexity and a change in the composition of demand.
- 23 Specifically, children in care continues to increase. The North East has the highest level in England and County Durham is slightly worse than the North East. Underlying growth in the number of children in care is continuing but is accelerating further due to an increase in unaccompanied asylum-seeking children (UASC) placed in the county as part of national relocation plans. Seven percent of children in care are UASC, compared to 5% at the end of 2022/23 and just 2% at the end of 2021/22.
- 24 The number of children in care who are residents of the county is also increasing. We are reviewing these trends and learning will feed into our strategic placement sufficiency work and preparation for the implementation of the Care Review proposals.
- 25 Over the summer, we have been addressing the capacity issues arising from high caseloads which have been impacting the timeliness of statutory children's social care assessments. Quarter three's performance (78%) is in line with national and regional benchmarks. The service continues to monitor.
- 26 Our first newly qualified social worker recruitment process of the year is now complete. Fourteen people are expected to join in the summer. Our next recruitment drive is expected to commence soon.

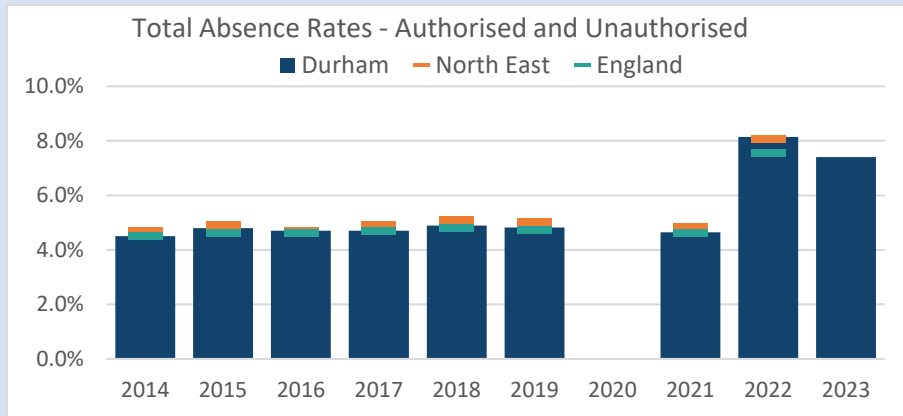
Education Dashboard

(Academic year 2022/23 / as at 30 September 2023)

Attendance

School attendance improved in 2023 but remains worse than pre-pandemic levels. School Attendance improved in the autumn term of the 2023/24 academic year but remains worse than pre-pandemic levels.

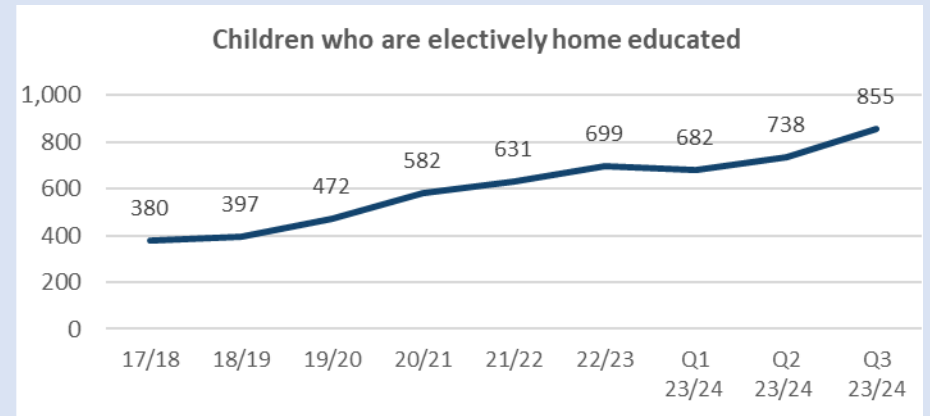
Unauthorised absence makes up one-third of all absences in the 2023/24 academic year.



schools closed due to Covid-19

Elective Home Education

Annual data is based on end of academic years and accounts for year 11 leavers and is also the reason for a dip in Q1 data.



Attendance

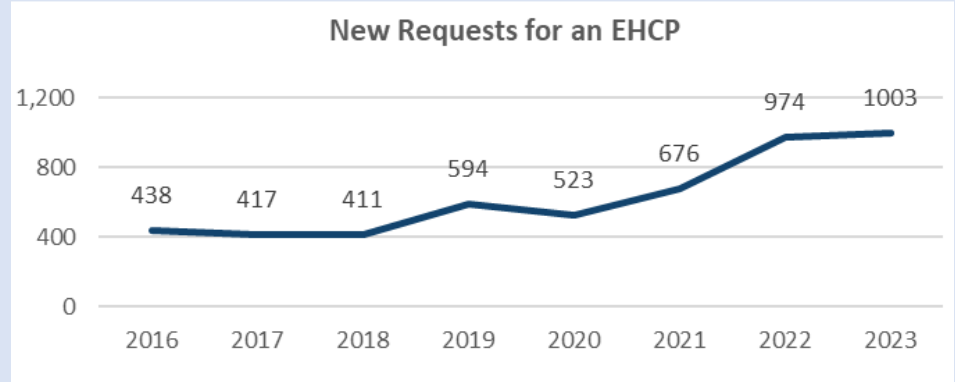
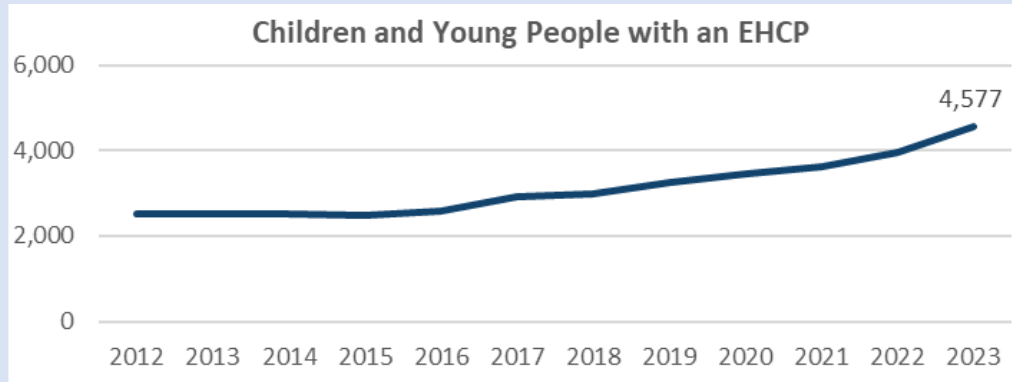
- 27 The barriers to accessing education are wide and complex and are often specific to individual pupils and families. These barriers were exacerbated by the pandemic and school attendance rates nationally, locally and regionally have reduced. Latest data for the autumn term 2023/24 shows that attendance improved with overall absence rates reducing to 7% in the autumn term of the current academic year from 8% in the previous academic year.
- 28 High attendance levels are essential for pupils to get the most out of their school experience, including their attainment, wellbeing, and wider life chances. The pupils with the highest attainment at the end of key stage 2 and key stage 4 have higher rates of attendance compared to those with the lowest attainment.
- 29 The service has a strategic approach to improving attendance delivered through the School Attendance Team. This team works with all schools to reduce or remove barriers to attendance and provide opportunities for schools to share support and best practice. Specifically, this includes holding regular conversation with schools offering support to identify, discuss and signpost to services for pupils who are, or who are at risk of becoming, persistently absent from school.

Elective Home Education

- 30 Children being home educated continues to rise locally, regionally, and nationally. However, the proportion of children and young people electively home educated in County Durham remains low (fluctuating between 0.9% and 1.2%).
- 31 We continue to have strong multi-agency Education at Home operational and strategic groups that are well established, meet half termly with wide service representation including health, SEND and inclusion, education and skills, wider children's services colleagues to consider suitable education and safeguarding of children.

SEND Dashboard

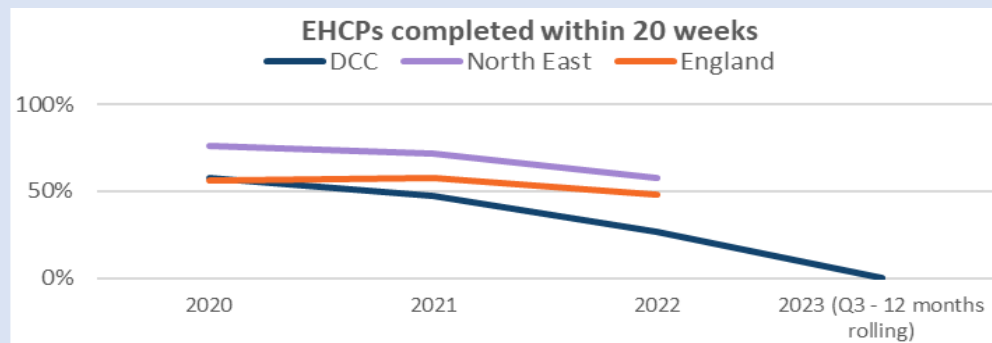
(12 months rolling / annual data)



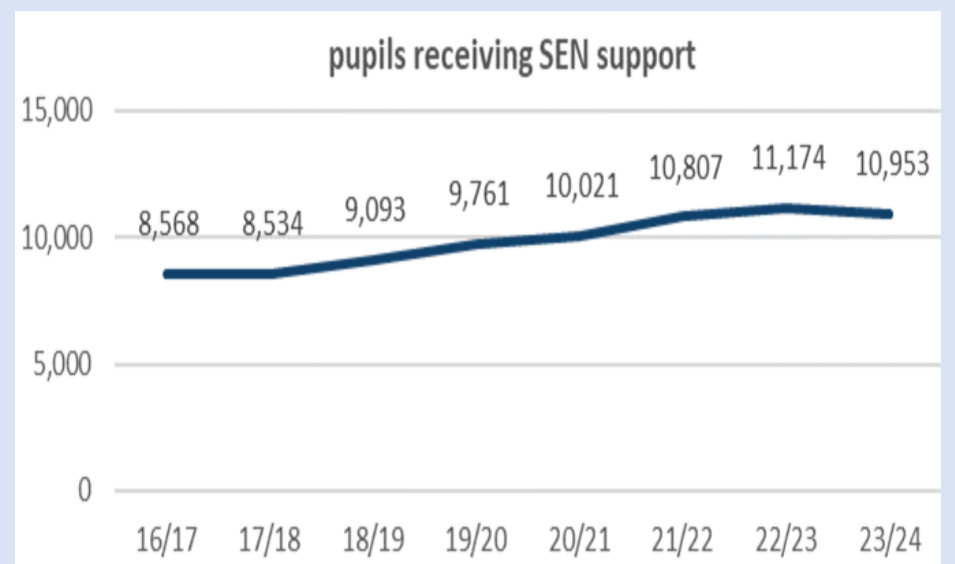
EHCPs completed in 20 weeks

Higher demand alongside a national shortage of educational psychologists (EP) and the time it takes to commission and agree suitable provision has meant no new EHCPs were fully completed and agreed within the expected 20-week timescale during the quarter.

Work continues to improve this, including managing demand through our graduated offer and increasing our EP advice capacity.



Special Educational Need Support



Education, Health and Care Plans (EHCPs)

- 32 Requests for new EHCPs increased substantially between 2019 and 2022 and continue at a very high level in 2023. The assessment process is complex with a number of inputs required from schools, social care and health services in line with the statutory guidance.
- 33 Some key points in the process are currently causing timeliness delays. The first is a national shortage of educational psychologists (EP) needed to undertake the required assessment, the timeliness of education provider responses to consultation and capacity challenges in providing suitable provision.
- 34 A comprehensive action plan is in place which seeks to address these challenges and improve timeliness rates, particularly in relation to the backlog for EP advice which will continue to cause a timeliness issue until the backlog of requests has been cleared.
- 35 A web page, developed to promote working in the service, is now live [Working as an Educational Psychologist in County Durham](#). National and regional social media promotion commenced in November 2023 and is being continued in the North East through promoted posts via Facebook. Some overseas recruitment through agencies is underway, resulting in recruitment of two EPs and further interviews to take place.
- 36 In addition to increasing core team capacity, the service has been working with two agencies to add significant temporary support to bolster local capacity and help reduce waiting times. New contracts are in place from quarter three and agencies are working to build their own capacity to deliver against their contract outcomes. Increased capacity is already having an impact as the number of children awaiting allocation to an EP has reduced significantly in recent months.
- 37 During 2024, if agencies deliver against their agreed contract volumes, in-house EP capacity is maintained, and demand does not increase further, we expect the waiting times and waiting list for EP advice to steadily reduce. However, as EP advice is only part of a complex process it will take time for this to impact on the overall 20-week EHCP target. This area is being regularly reviewed with enhanced operational performance monitoring.
- 38 The service has reviewed their allocation processes and after an equality impact assessment process, have introduced the ability to prioritise cases based on complexity of need, the educational stage in relation to key transitions, and the potential increased risk of harm as a result of delay, ensuring those most in need get support at the earliest opportunity. The revised processes now ensure there are no delays for children and young people identified as a priority.
- 39 The SEND Local Partnership has recognised the potential impacts on families waiting for services and established a “Waiting Well” group to develop a range of responses to ensure families are supported and informed whilst they wait for specialised services. Work is now being undertaken by all partners to ensure:
- All services develop clear policy and guidance on supporting parents/carers and young people to Wait Well.
 - Waiting Well should be a consideration from the first point of contact with a parent or carer, and draft questions to support dialogue have been discussed with Making Changes Together our parent carer forum.

- All services establish an approach to gathering feedback that informs practice development over time.
- There is a sustainable approach to workforce development that ensures a good level of understanding of the support available and how to navigate it for/with families.
- That services improve the quality and use of digital resources.

40 Work through our Delivering Better Value programme also seeks to reduce the need for new EHCP requests and support more children through our graduated offer of support.

Data Tables

D	T	C	G	Performance Indicator	Period	Performance	Target	12 months earlier	Benchmark period	DCC	National average	NE average	updated	Oflog
				Household waste re-used, recycled or composted	Oct 22 – Sep 23	36.5%	Tracker	37.7%	April 21 – March 22	38.1%	42.5%	33.5%	Yes	Yes

D = Direction of Travel	T = compared to target	C = compared to England average	G = Gap between our performance and England average
meeting or exceeding the previous year	better than target	Better than the England average	The gap is improving
worse than the previous year but is within 2%	Worse than but within 2% of target	Worse than the England average but within 2%	The gap remains the same
more than 2% worse than the previous year	more than 2% behind target	Worse than the England average	The gap is deteriorating

This is the overall performance assessment. Its calculation is dependent upon whether the indicator has an agreed target.

Key Target Indicator	Key Tracker Indicator
targets are set as improvements, can be measured regularly and can be actively influenced by the council and its partners. When setting a target, the D, C and G have already been taken into account.	no targets are set as they are long-term and / or can only be partially influenced by the council and its partners. Therefore, D, T, C and G are used to assess overall performance
better than target	Direction of Travel (D) is meeting or exceeding the previous year AND the gap with England (G) is improving
worse than but within 2% of target	Direction of Travel (D) is worse than the previous year OR the gap with England (G) is deteriorating
more than 2% behind target	Direction of Travel (D) is worse than the previous year AND the gap with England (G) is deteriorating

More detail is available from the Strategy Team at performance@durham.gov.uk

Our Economy: summary data tables

Employability and Skills KPIs

	D	T	C	G	Performance Indicator	Period	Performance	Target	12 months earlier	Benchmark period	DCC	National average	NE average	updated	Oflog
					16-17-year-olds in an apprenticeship	Apr-Jun 23	7.3%	Tracker	8.5%	Apr-Jun 23	7.3%	4.8%	7%	No	No

Education KPIs

	D	T	C	G	Performance Indicator	Period	Performance	Target	12 months earlier	Benchmark period	DCC	National average	NE average	updated	Oflog
					Uptake of free early education entitlement for 3-4-year-olds	2024	95.4%	Tracker	93.7%	2024	95.4%	93.7%	98.6%	Yes	No
					Children meeting expected standards in maths and reading at KS2	2024	59%	Tracker	65%	2024	59%	60%	61%	Yes	No
					Average grade of achievement within GCSE English and Maths to a Grade 5	2021/22	4.65	5 by 2030	new					No	No
					Disadvantaged cohorts meeting basic threshold measures in English and Maths	new			new					No	No
					Young people in education, employment and training	Jun 2023	93.8%	above N / NE	94.2%	Jun 2023	93.8%	95%	93.9%	Yes	No

Our People: summary data tables

Childrens' Social Care KPIs

	D	T	C	G	Performance Indicator	Period	Performance	Target	12 months earlier	Benchmark period	DCC	National average	NE average	updated	Oflog
					Early help cases open	as at Dec 23	1,249	Tracker	1,296					Yes	No
					Children's social care referrals per 10,000 population	as at Dec 23	477	Tracker	473	2022/23	473	545	663	Yes	No
					Children's social care re-referrals	as at Dec 23	16%	Tracker	15%	2022/23	15%	21%	22%	Yes	No
					Children's social care assessments completed within 45 days	as at Dec 23	78%	Tracker	83%	2022/23	83%	83%	79%	Yes	No
					Children in need per 10,000 population	as at Dec 23	349	Tracker	387	2022/23	387	343	467	Yes	No
					Children on a child protection plan per 10,000 population	as at Dec 23	55	Tracker	54	2022/23	54	43	65	Yes	No
					Children looked after per 10,000 population	as at Dec 23	123	Tracker	107	2022/23	107	71	113	Yes	No
					Care leavers aged 16-24	as at Dec 23	311	Tracker	283					Yes	No
					Unaccompanied asylum-seeking children as a percentage of all children in care	as at Dec 23	7%	Tracker	5%	2022/23	5%	9%	4%	Yes	No
					Social worker vacancies	Oct-Dec 23	16%	Tracker	14%	Jan-Mar 22	11%	17%		Yes	No
					Children in care in a family setting	Oct-Dec 23	81%	Tracker	83%	Jan-Mar 22	84%	80%	84%	Yes	No
					Families on our Stronger Families Programme attaining significant and sustained outcomes	2023/24	983	1,230	581					No	No

Education KPIs

	D	T	C	G	Performance Indicator	Period	Performance	Target	12 months earlier	Benchmark period	DCC	National average	NE average	updated	Oflog
					Children in the Early Years Foundation Stage achieving a good level of development	2022/23	66.2%	Tracker	64.5%	2022/23	66.2%	67.2%	66.3%	Yes	No
					Pupils attending a school judged 'good or better' by Ofsted	2023/24	84.5%	Tracker	83.1%	2023/24	84.5%	88.1%	87%	Yes	No
					Pupils attending a primary school judged 'good or better' by Ofsted	2023/24	94.3%	Tracker	94.3%	2023/24	94.3%	91.6%	94.6%	Yes	No
					Pupils attending a secondary school judged 'good or better' by Ofsted	2023/24	70%	Tracker	75.3%	2023/24	70%	83.8%	76.8%	Yes	No
					Children who are electively home educated	Oct-Dec 23	855	Tracker	699					Yes	No
					Children eligible for free school meals	2023/24	32.4%	Tracker	30.6%	2023/24	32.4%	24.8%	14.8%	Yes	No
					Take-up on free school meals	2022/23	23%	Tracker	20.6%	2022/23	23%	18.6%	23.8%	No	No

SEND KPIs

	D	T	C	G	Performance Indicator	Period	Performance	Target	12 months earlier	Benchmark period	DCC	National average	NE average	updated	Oflog
					Children and young people with an EHCP	2023	4,577	Tracker	3,975					Yes	No
					New requests for EHCPs	2023	986	Tracker	974					Yes	No
					EHCPs completed within 20 weeks	Jan-Dec 2023	0%	Tracker	27%	2023	0%	48%	56%	Yes	No
					Pupils on SEN support	2023/24	10,953	Tracker	11,174					Yes	No

Public Health KPIs

	D	T	C	G	Performance Indicator	Period	Performance	Target	12 months earlier	Benchmark period	DCC	National average	NE average	updated	Oflog
					Children aged 4-5 who are a healthy weight <i>Confidence intervals +/-1.2pp</i>	2022/23	73.2%	100%	75.5%	2022/23	73.2%	77.5%	74%	Yes	No
					Children aged 10-11 who are a healthy weight <i>Confidence intervals +/-1.2pp</i>	2022/23	59.1%	100%	59.2%	2022/23	59.1%	61.9%	58.9%	Yes	No
					Gap in breastfeeding at 6-8 weeks between County Durham and national average	2022/23	19.0pp	Tracker	18.7pp					Yes	No