



**Safest People, Safest Places**

**Combined Fire Authority**

**25 June 2024**

## **Community Risk Management Plan 2024 Consultation Results**

---

### **Report of the Chief Fire Officer**

---

#### **Purpose of Report**

1. To provide Members with information regarding the results of the Community Risk Management Plan (CRMP) Consultation which began on 16 February 2024 and ended on 10 May 2024, and seek approval for the CRMP 2024-2027.

#### **Background**

2. The Fire and Rescue Service National Framework document places a legal responsibility on all fire and rescue authorities to produce and consult on their CRMP. These documents direct fire and rescue authorities to:
  - be accountable to communities for the service they provide;
  - identify and assess the full range of foreseeable fire and rescue related risks their areas face;
  - make appropriate provision for fire prevention and protection activities and the response to fire and rescue related incidents;
  - develop and maintain a workforce that is professional, resilient, skilled, flexible and diverse;
  - collaborate with emergency services and other local and national partners to increase the efficiency and effectiveness of the service they provide.

## Promotion

3. The CRMP document and an explanatory booklet have been published on our website together with the Community Risk Profile (CRP). Accessible versions of these documents have also been published.
4. In order to ensure that a wide range of views were gathered, links to an online survey were made available via the website and promoted throughout the Service and beyond. A press release was issued to our usual contacts and paid advertising was placed in the Northern Echo and on Spice FM.
5. The information regarding the Consultation and survey was sent to a range of partner organisations, and their communications teams, in sectors including Councils, Police, Health, Voluntary and Community, Education, Business, Faith and Housing. Colleagues shared the information to encourage participation.
6. The Consultation was presented at various community meetings both in person and online, these include Area Action Partnerships (AAPs), and AAP Co-ordinators promoted the survey link to their contacts and on their Facebook pages where possible.
7. We shared information with Members and MPs, the County Durham Partnership presented to Durham County Council's Safer and Stronger Communities Overview and Scrutiny Committee and Durham Youth Council. We also consulted with the Senior Command teams of our neighbouring Fire and Rescue Services (FRS) and our Police and Crime Commissioner.
8. In person engagement was carried out by staff at the Durham Careers Fair, at our Open Days in Consett and Crook, and at street stalls in Peterlee, Durham, Consett, Seaham, and Spennymoor.
9. The consultation was promoted extensively on social media. On average posts attracted 6700 views.

## Results

### Number of electronic survey responses: 799

#### 10. . Question 1 – Our Approach

Our Community Risk Management Plan (CRMP) outlines how we use the resources we have to keep you safe. We do this by reviewing national risks, checking out what our local and station risks are, then making sure our fire engines can respond when and where they are most needed.

Yes	94%
No	2%
Prefer Not To Say	4%

## 11.. **Question 2 – Our Commitments**

Our vision is to ensure County Durham and Darlington has the safest people and safest places.

So we've made eight commitments to you:

**Be the Best:**

Recruit and retain a diverse workforce and continually assess their performance and behaviours.

**Prevent:**

Target at least 80% of our Home Fire Safety Visits to the most vulnerable people, taking referrals from and making them to our supporting partners.

**Protect:**

Work with local businesses to keep people safe from fire and take enforcement action when we need to.

During the last calendar year we carried out 18,221 free home visits.

**Respond:**

In an emergency we will be fully prepared to respond and will strive to reduce the impact of any incidents.

**Improve:**

We will constantly endeavour to improve by monitoring our performance and encouraging our staff to be innovative.

**Learn:**

We will learn and improve following scrutiny from His Majesty's Inspectorate of Constabulary and Fire and Rescue Services, our Combined Fire Authority, external audit bodies and our consultation process.

**Plan:**

We will identify the risks you face and plan ways to reduce their impact using our staff and resources effectively.

**Budget:**

We will use our budget, people and equipment effectively to tackle our risks and keep you safe.

Do you agree with our commitments outlined in the plan?

Yes 97%

No 3%

12. **Question 3 – Respondents’ comments**

12.1 Do you have any overall comments about our Community Risk Management Plan and approach to allocating our resources?

The full set of responses received through our survey can be found at Appendix A to this report.

12.2 In addition to receiving comments via our survey, organisations were invited to provide their views in writing, as a result we received letters from the Chief Fire Officers (CFOs) of Tyne and Wear, North Yorkshire and Northumberland FRS, the Durham and Darlington Police and Crime Commissioner (PCC), Joy Allen, and the Chair of the Council’s Safer and Stronger Communities Overview and Scrutiny Committee, Cllr Phil Heaviside. Their comments are listed in Appendix A to this report.

13. **Question 4**

What best describes your gender? (Please self describe)

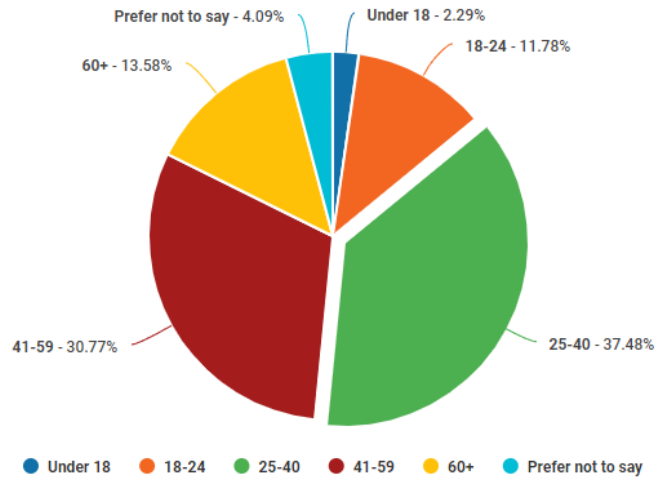
Male	51.5%
Female	43.2%
Trans	0.4%
Prefer Not to Say	3.3%
Other	1.6%

14. **Question 5 – Do you identify as Trans?**

Yes	2%
No	91%
Prefer Not to Say	7%

15. **Question 6 - What age group are you in?**

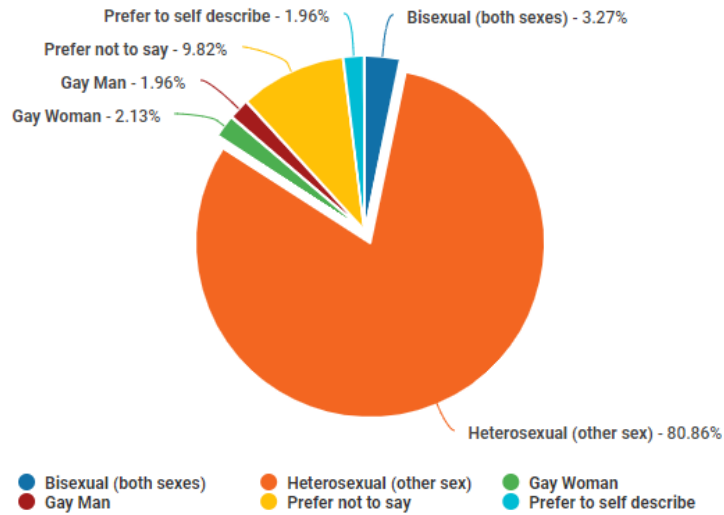
What age group are you in?



<b>Age Group</b>	<b>%</b>
Under 18	2.29%
18-24	11.78%
25-40	37.48%
41-59	30.77%
60+	13.58%
Prefer Not To Say	4.09%

## 16. Question 7 – what is your sexual orientation?

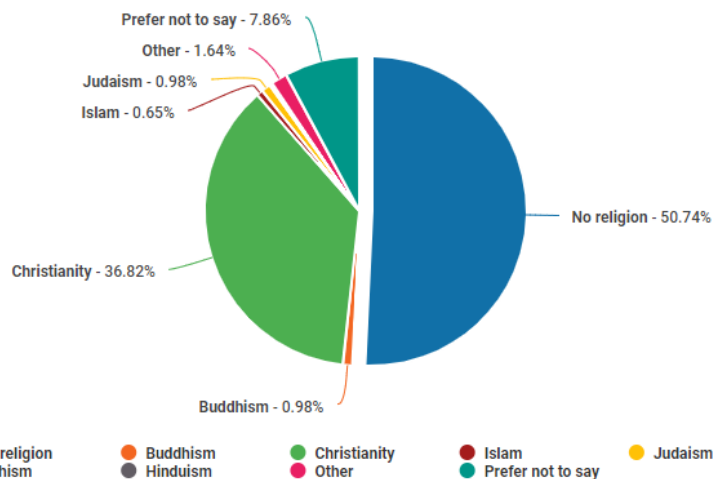
What is your sexual orientation?



Sexual Orientation	%
Bisexual (both sexes)	3.27%
Heterosexual (other sex)	80.86%
Gay Woman	2.13%
Gay Man	1.96%
Prefer Not to Say	9.82%
Prefer to self-describe	1.96%

## 17. Question 8 - Do you consider yourself to have a religion?

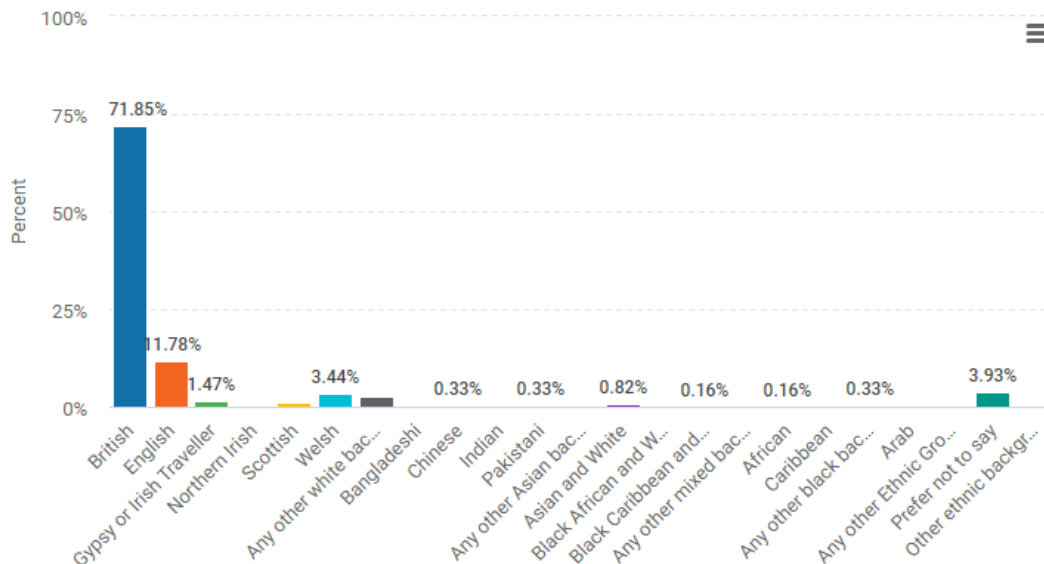
Do you consider yourself to have a religion?



Religion	%
No Religion	50.74%
Buddhism	0.98%
Christianity	36.82%
Islam	0.65%
Judaism	0.98%
Sikhism	0%
Hinduism	0.33%
Other	1.64%
Prefer Not to Say	7.86%

## 18. Question 9 - What is your ethnic background?

What is your ethnic background?



White	%
British	71.85%
English	11.78%
Gypsy or Irish Traveller	1.47%
Northern Irish	0.49%
Welsh	3.44%
Scottish	1.15%
Any other white background	2.62%
Asian or Asian British	
Bangladeshi	0%
Chinese	0.33%
Indian	0%
Pakistani	0.33%
Any other Asian background	0.16%
Mixed	

Asian and White	0.82%
Black African and White	0.33%
Black Caribbean and White	0.16%
Any other mixed background	0.16%
<b>Black or Black British</b>	
African	0.16%
Caribbean	0%
Any other black background	0.33%
<b>Other Ethnic Group</b>	
Arab	0
Any other Ethnic Group	0%
Prefer not to say	3.93%
Other ethnic background	0.49%

19. **Question 10**

Do you consider yourself to have a disability?

Yes	10.64%
No	84.12%
Prefer not to say	5.24%

**Next Steps**

20. The Service will reflect on the results of the Equality and Diversity questions we asked in the survey, together with the Equality Impact Assessments we carried out on the CRMP document and consultation process and incorporate the learning from this into next year’s consultation.

**Recommendations**

21. Members are requested to:
- a) **note** the contents of the report.
  - b) **consider** the survey results as part of the decision-making process when assessing Service resources going forward.
  - c) **approve** the CRMP for 2024-2027 as outlined in Appendix B.