

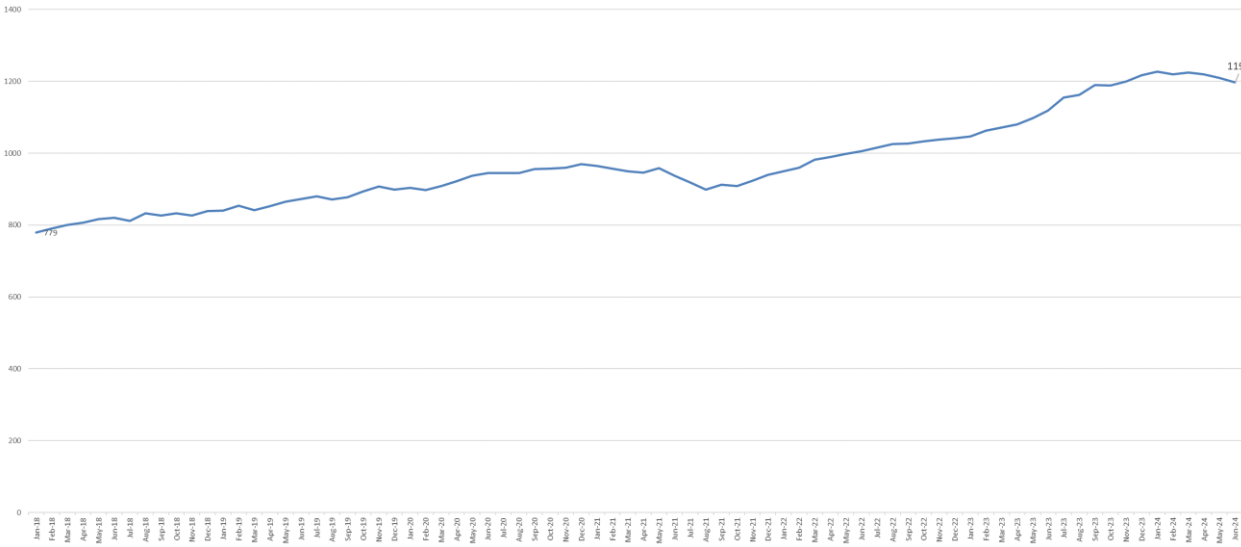
Performance Update Children in Our Care / Care Leavers

Q1 2024-25



Children in Care: 1,197

Monthly CiC Numbers



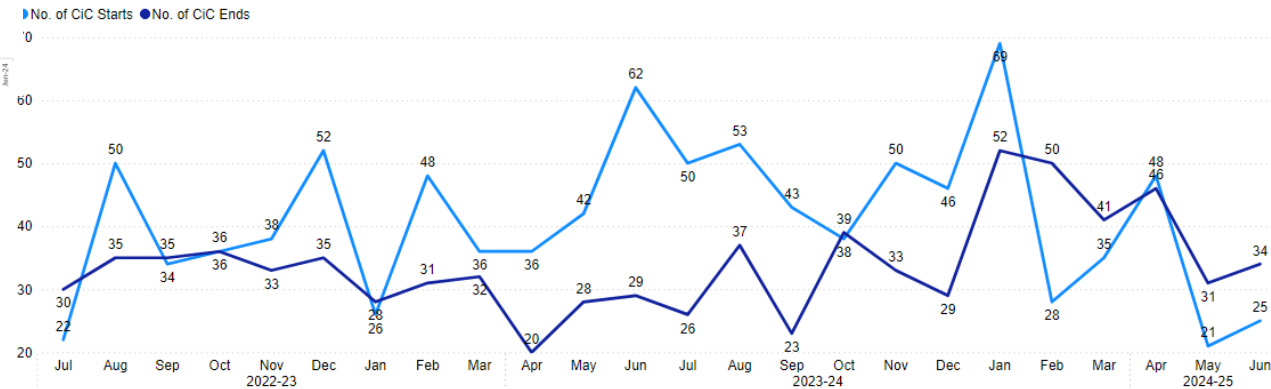
76 Unaccompanied Asylum-Seeking Children

This has decreased from 79 UASC in Q4, however will remain high due to the National Transfer Scheme

Increase in u1 CiC starts as % of all CiC starts against same period 2022-23 (24% vs 21%) also increase in volumes (124 vs 101)

Decrease in age 1-4 year olds (98 vs 101) and 10-15 year olds (107 vs 115).

Increase in 5-9 year olds (86 vs 105)



506 children became a child in care July 2023 – June 2024

441 children left care July 2023 – June 2024

CiC volumes have continued to increase in comparison to Q1 of 2023/24, however volumes have been declining since April 2024. The current rate (120 per 10k children) is now above latest (2022-23) national (71), regional (112) and statistical neighbour averages (113).

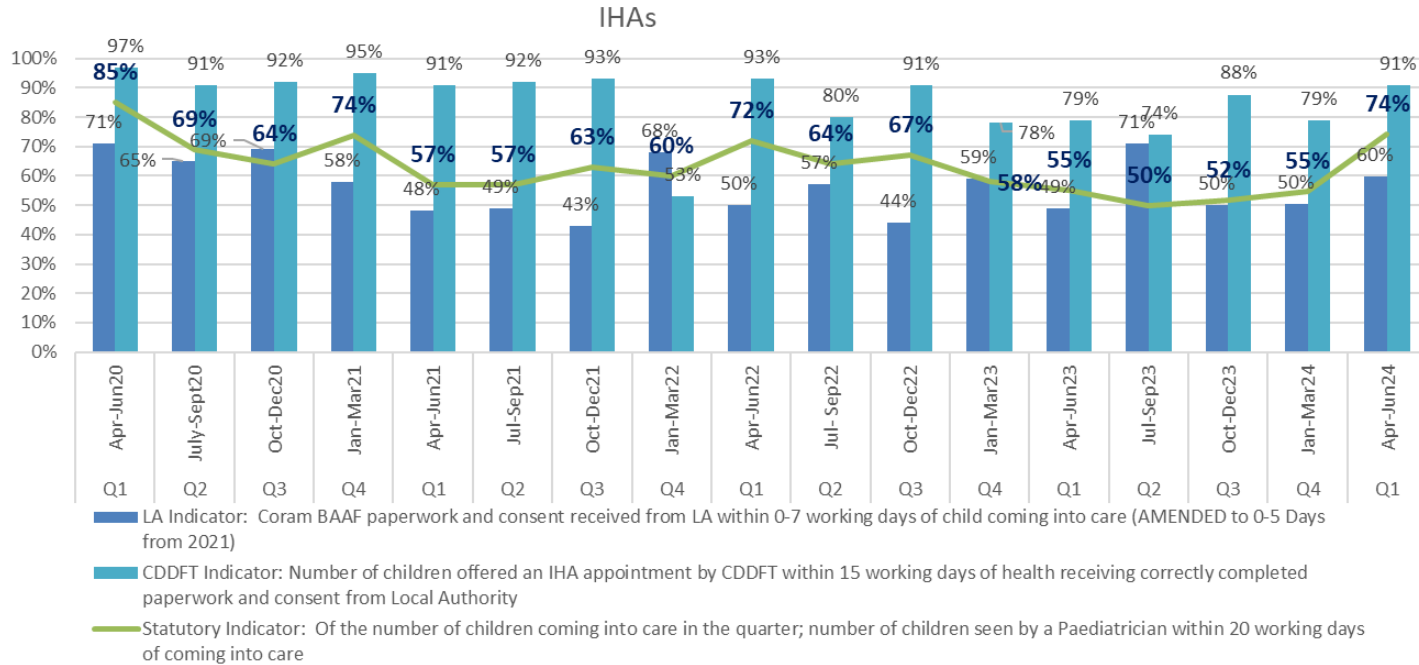
41% of children have been in care for less than 12 months whilst a fifth have been in care for 5 or more years

	a) 0-3 Months	b) 3-6 Months	c) 6-12 Months	d) 1-2 Years	e) 2-5 Years	f) 5+ Years	Grand Total
No.	156	160	177	197	267	240	1197
%	13%	13%	15%	16%	22%	20%	100%



74% of Social Workers in our Children in Care and Care Leavers Teams had fewer than 25 cases, 3% with 30+

Initial Health Assessments

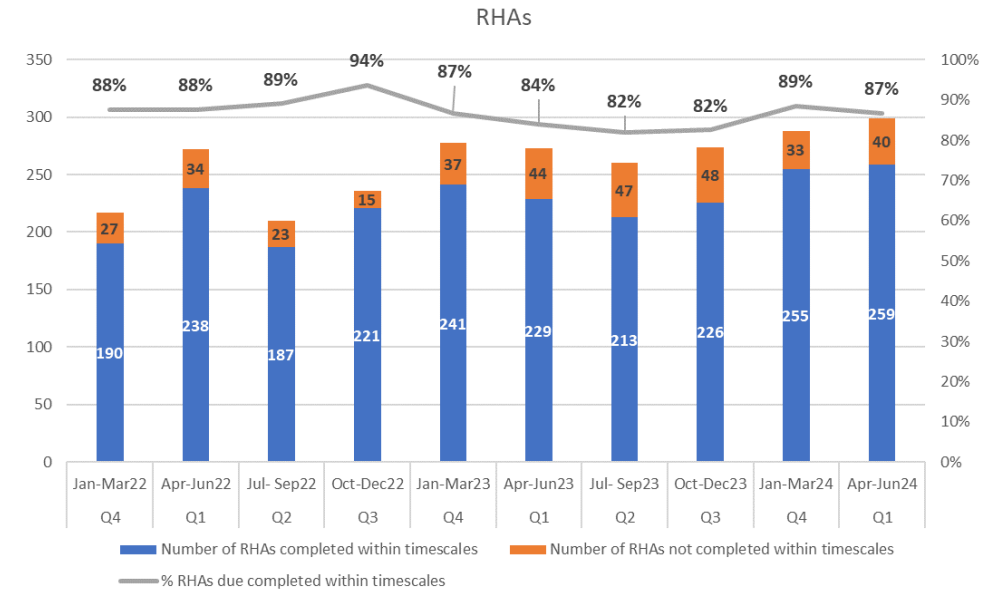


A rise to nearly three quarters of children in care received an Initial Health Assessment within 20 working days of coming into care in the quarter.

Stabilising numbers of children coming into care has affected this indicator

Required paperwork submitted in timescale has also improved to 60%

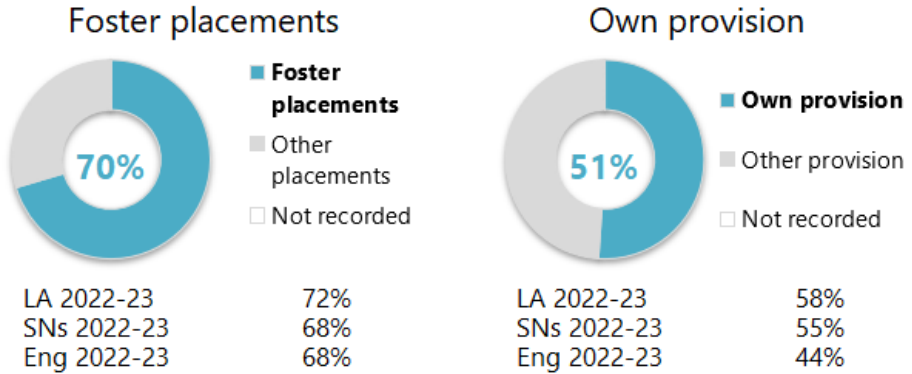
Review Health Assessments



Review Health Assessments completed within timescale remains higher – 40 out of timescale in quarter 1

Placements and Placement Stability

CLA placements by type and provision



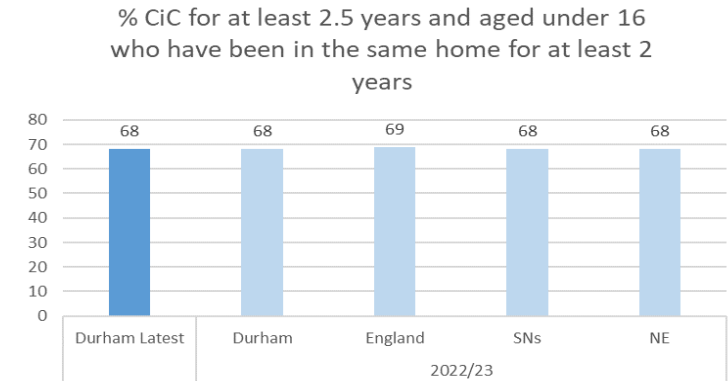
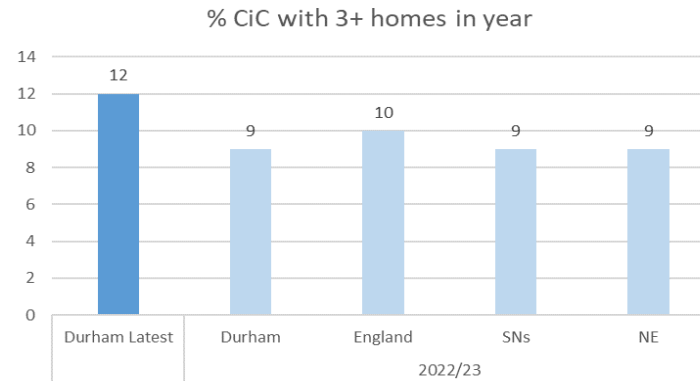
A higher proportion of children in Durham are placed in foster placements and in in-house provision to our benchmarks. With the exception of Statistical Neighbours relating to in-house provision.

Placement Stability remains an ongoing area of focus – children with 3+ homes in one year is just above benchmarks

Long term stability is now slightly higher than benchmarks

Children in Family Settings:

- Reduction in proportion but increase in numbers
- Reduction in number and % in in-house FC
- Increase in other placement types



Placement Type	04-Jun-19		11-Mar-20		03-Jul-24		No. Change	% Change on Jun 19	No. Change	% Change pre-COVID
	No.	%	No.	%	No.	%				
Friends and Family	134	15%	126	14%	192	16%	58	43%	66	52%
IFA	126	15%	159	18%	275	23%	149	118%	116	73%
In House Foster Care	422	49%	430	48%	380	32%	-42	-10%	-50	-12%
Placed for Adoption	24	3%	23	3%	27	2%	3	13%	4	17%
Placed With Parents	66	8%	62	7%	104	9%	38	58%	42	68%
<i>Family Settings</i>	772	89%	800	89%	978	82%	206	27%	178	22%
Grand Total	866		902		1192		326		290	

Missing Children

170 of 1405 looked after children had a missing incident in the last 12 months

	Latest data	LA 22-23	SNs 22-23	Eng 22-23
Number of all CLA with a missing incident	170 of 1405	143		
Percentage of all CLA with a missing incident	12%	10%	11%	11%
Total number of missing incidents for all CLA	1234	996		
Average number of incidents per CLA who went missing	7.3	7.0	8.0	6.4

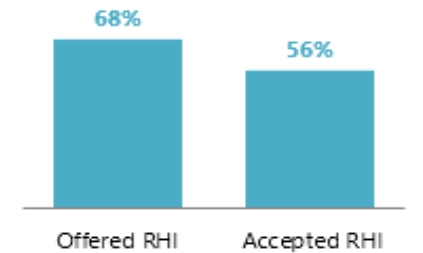
156
Children in care

1067
missing episodes

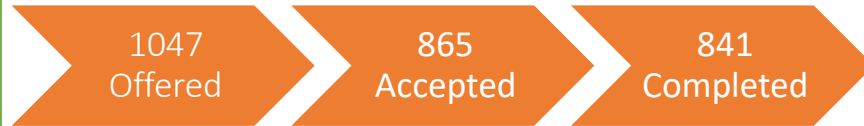
Missing incidents - return home interviews

	Latest data	
Missing children offered return interview	115 of 170	68%
Missing children not offered return interview	37 of 170	22%
Missing children return interview offer not recorded	6 of 170	4%
Missing children where return interview was n/a	12 of 170	7%

	Latest data	
Missing children accepted return interview	64 of 115	56%
Missing children not accepted return interview	47 of 115	41%
Missing children return interview acceptance not recorded	4 of 115	3%

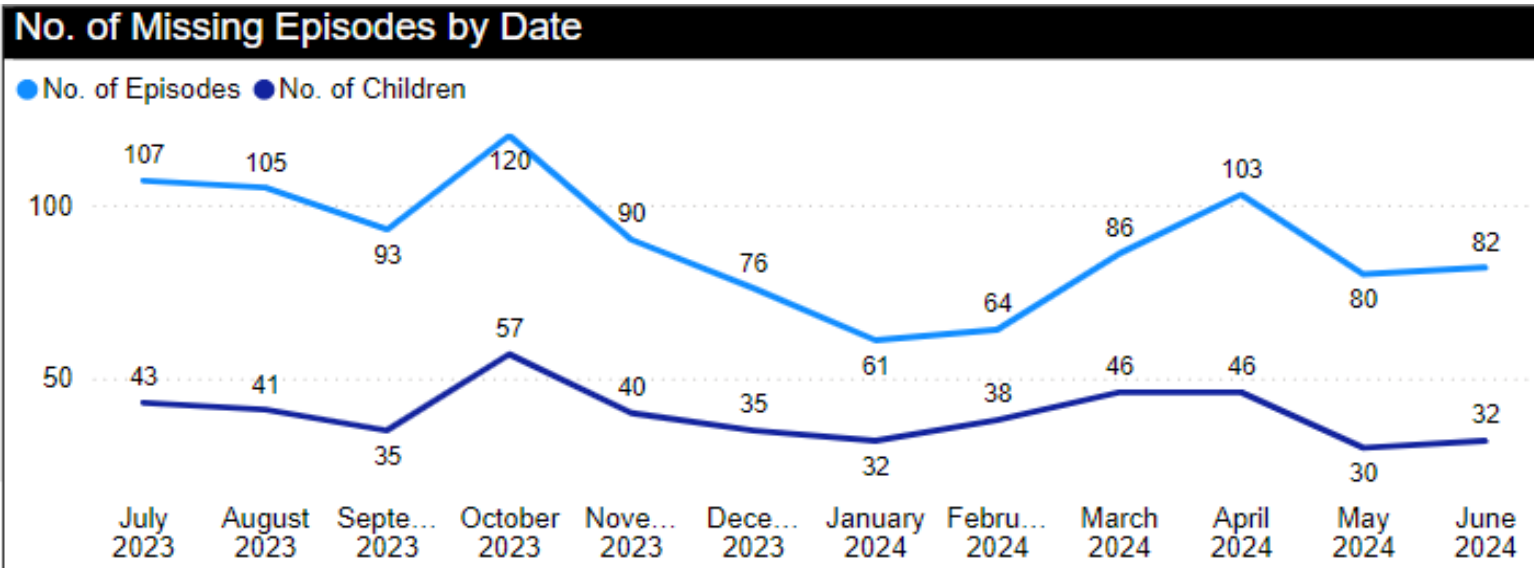


Return to Home Interviews

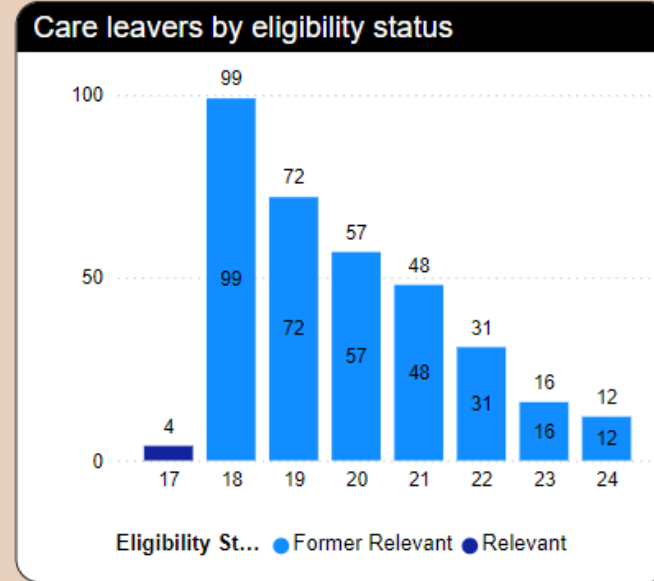
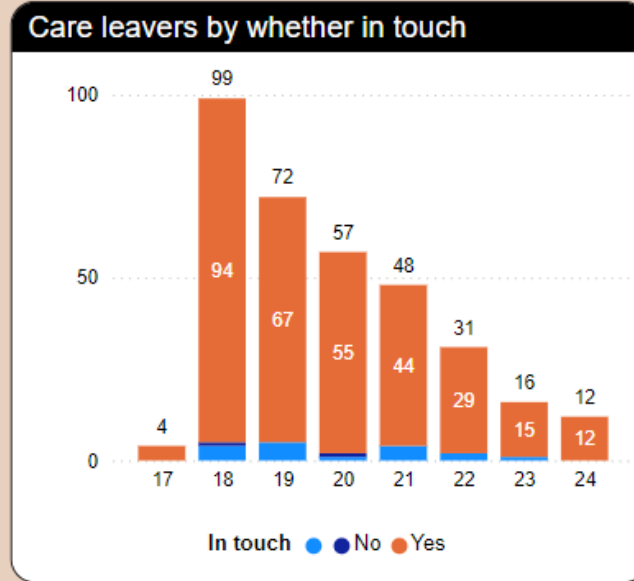
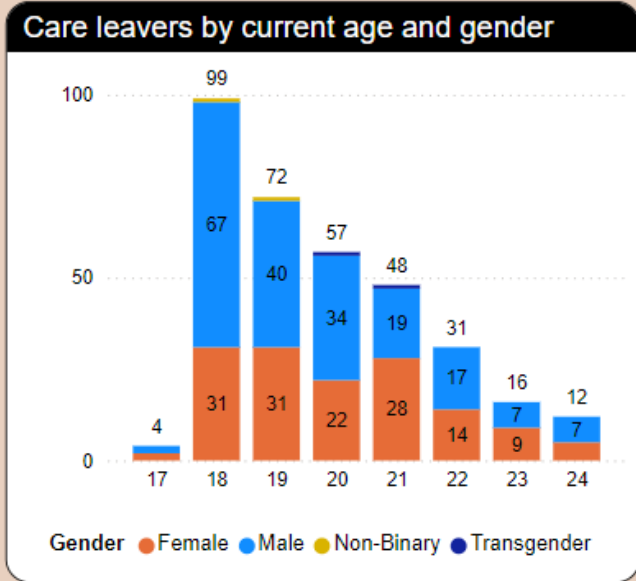


There was a monthly increase in the volume of missing episodes and number of children in care with a missing episode since January. However, this has since decreased in May and June. It is usual to see higher volumes of missing episodes in warmer months yet these volumes go against this theory.

High rate of completion of return to home interviews (97%)



Care Leavers 280 Relevant or Former Relevant Care Leavers aged 17-21



50 of our care leavers are recorded as being unaccompanied asylum seekers (UASC) 44 are former relevant status and 6 eligible

Of the 44, 43 are male aged 18-24, 1 female.

We currently have 119 eligible YPS team monitoring open cases in addition to the 280 aged 17-21.

Care Leavers by Age Group and Whether in Touch

Age group	17-18		19-21		22-24		Total	
	In Touch	YN	No.	%	No.	%	No.	%
Yes	98	95%	166	94%	56	95%	320	94%
No	5	5%	11	6%	3	5%	19	6%
Total			103	100%	177	100%	339	100%

Care Leavers by Age and Whether in Touch

In touch	17	18	19	20	21	22	23	24	Total
No		1	1						2
Yes	4	94	67	55	44	29	15	12	320
Total	4	99	72	57	48	31	16	12	339

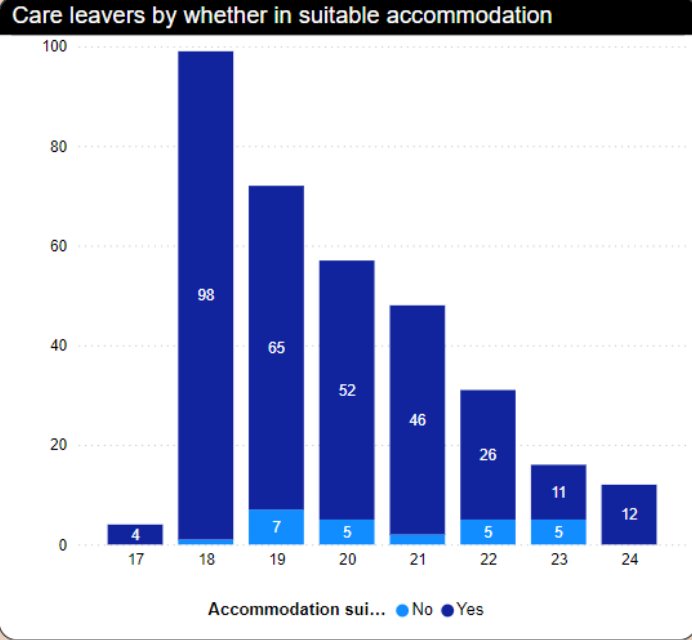
Care Leavers by Eligibility Status

Eligibility status	No.
Relevant	4
Former Relevant	335
Total	339

461 children are with the Care Leavers Team aged between 16-24



Care Leavers – Suitable Accommodation



Care leavers by whether in suitable accommodation and age group

Age group	17-18	19-21	22-24	Total
Accommodation	No.	No.	No.	No.
suitable	%	%	%	%
Yes	102 99%	163 92%	49 83%	314 93%
No	1 1%	14 8%	10 17%	25 7%
Total	103 100%	177 100%	59 100%	339 100%

Care leavers in unsuitable accommodation by age and type

Accommodation code	18	19	20	21	22	23	Total
S - No fixed abode / homeless		1	1		3		5
V - Emergency accommodation		1					1
W - Bed and breakfast						1	1
X - In custody			3	3	2	2	4
Y - Other accommodation	1	2	1				4
Total	1	7	5	2	5	5	25

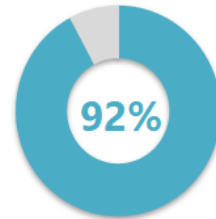
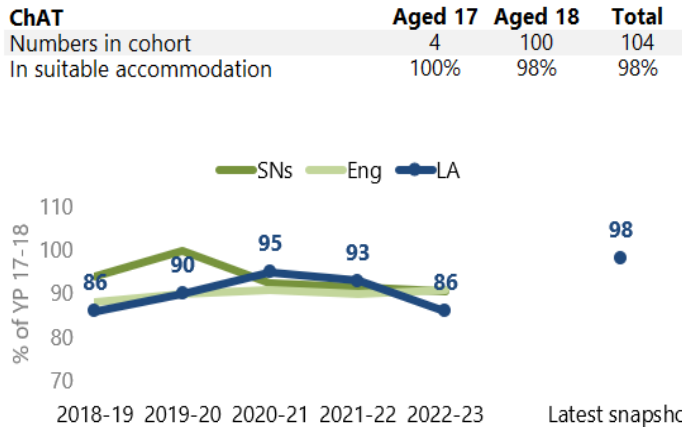
The proportion of care leavers in suitable accommodation aged 17-18 is 98% (above benchmarks) and for ages 19-21 is 92% (above benchmarks)

Majority in unsuitable accommodation are in custody

Accommodation suitability of 17-18 year olds (relevant/former relevant)

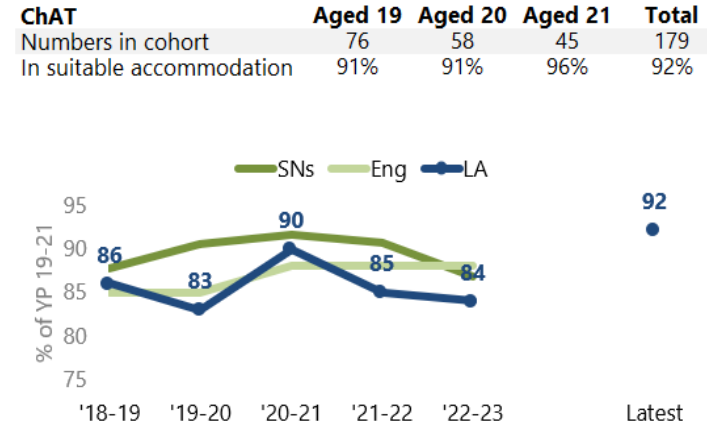


■ Suitable accom
■ Not suitable
□ No information



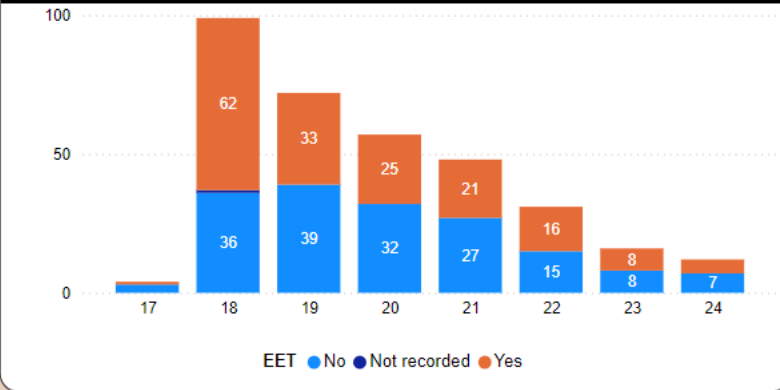
■ Suitable accom
■ Not suitable
□ No information

Accommodation suitability of 19-21 year olds (former relevant)



Care Leavers - Education, Employment or Training

Care Leavers by Whether in Education, Employment or Training (EET)



Care Leavers by Main Education, Employment or Training (EET) Activity and Age Group

Age group	17-18		19-21		22-24		Total	
	No.	%	No.	%	No.	%	No.	%
Yes	63	61%	79	45%	29	49%	171	50%
Not recorded	1	1%					1	0%
No	39	38%	98	55%	30	51%	167	49%
Total	103	100%	177	100%	59	100%	339	100%

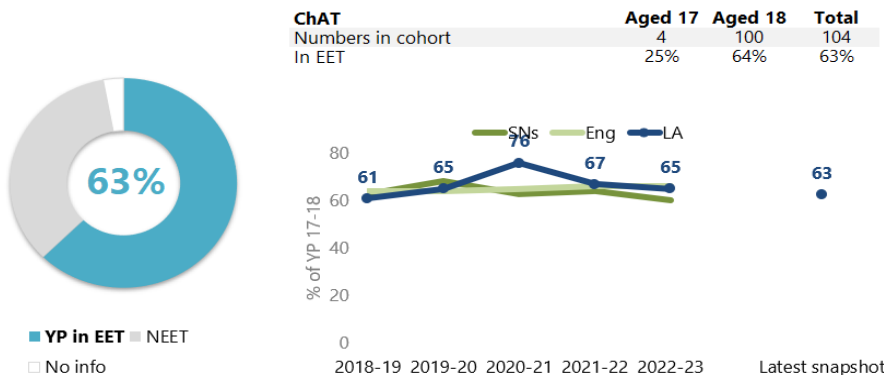
The proportion of care leavers in Education, Employment or Training aged 17-18 is 63% which is below all benchmarks.

Care Leavers not in Education, Employment or Training (NEET) by Main Education, Employment or Training (EET) Activity

Main EET activity	17	18	19	20	21	22	23	24	Total
G6 - Young person not in education, employment or training due to pregnancy or parenting		3	3	9	6	4	2	3	30
G5 - Young person not in education, employment or training: other circumstances	2	23	19	14	5	6	4	1	74
G4 - Young person not in education, employment or training because of illness or disability	1	10	17	9	16	5	2	3	63
Total	3	36	39	32	27	15	8	7	167

For those aged 19-21 this is 45%, also below benchmarks

Education, Employment, or Training (EET) of 17-18 year olds (relevant/former relevant)



Education, Employment, or Training (EET) of 19-21 year olds (former relevant)

