

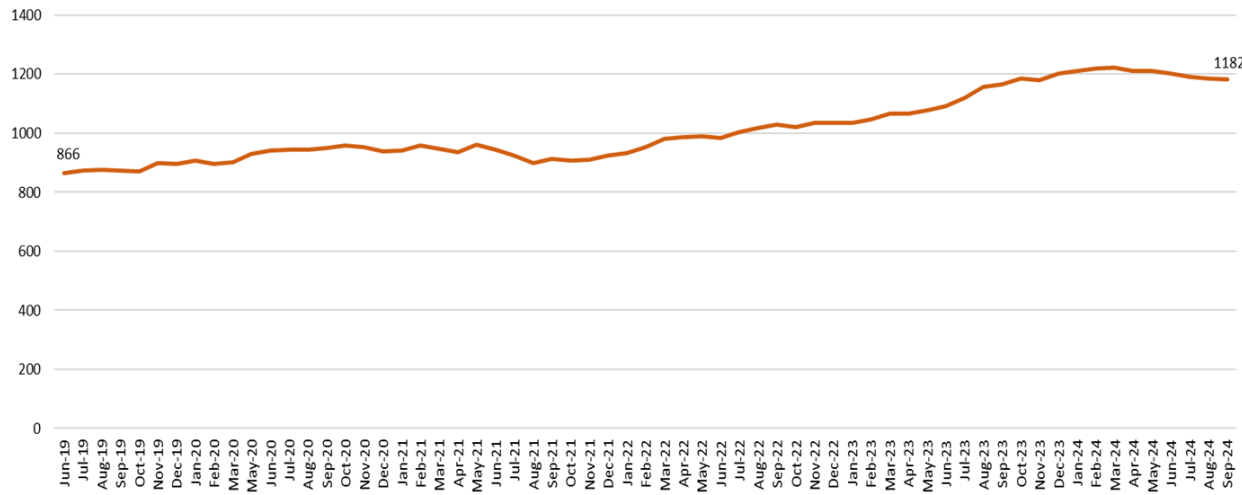
Performance Update Children in Care / Care Leavers

Q2 2024-25



Children in Care: 1,187

Monthly CiC Numbers



CiC volumes have continued to increase in comparison to Q1 of 2023/24, however volumes have been declining since April 2024. The current rate (119 per 10k children) is now above latest (2023-24) national (70), regional (114) and statistical neighbour averages (113).

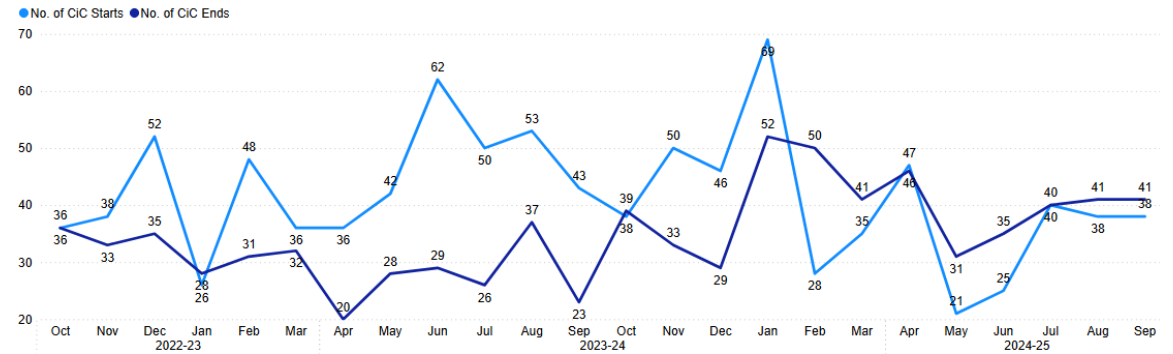
29% of children have been in care for less than 12 months whilst a quarter have been in care for 5 or more years

	0-3 months	3-6 months	6-12 months	1-2 years	5+ years
No.	105	97	148	219	319
%	9%	8%	12%	18%	27%

74 Unaccompanied Asylum-Seeking Children

This has decreased from 76 UASC in Q1, however will remain high due to the National Transfer Scheme

Increase in 1-4 years CiC starts as % of all CiC starts against same period 2022-23 (22% vs 18%) also increase in volumes (101 vs 94)
Reduction in 16+ (61 vs 91)

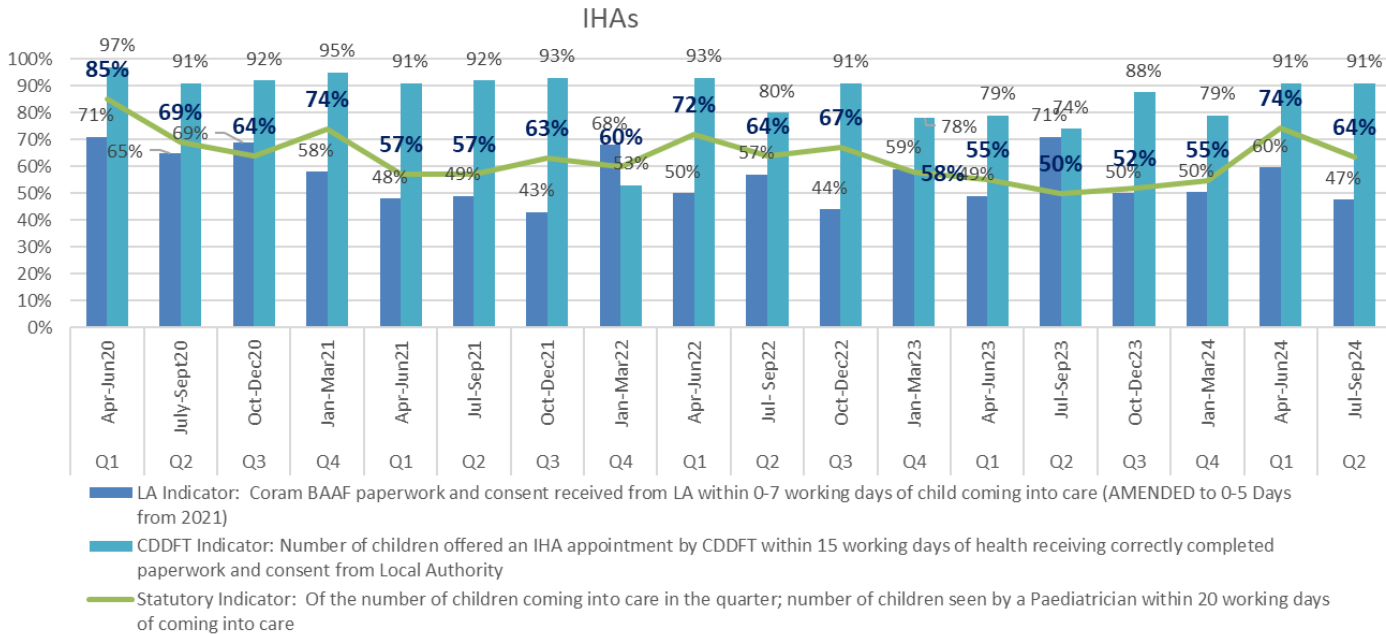


464 children became a child in care Oct 2023 – Sept 2024
451 children left care Oct 2023 – Sept 2024



81% of Social Workers in our Children in Care and Care Leavers Teams had fewer than 25 cases, 4% with 30+

Initial Health Assessments

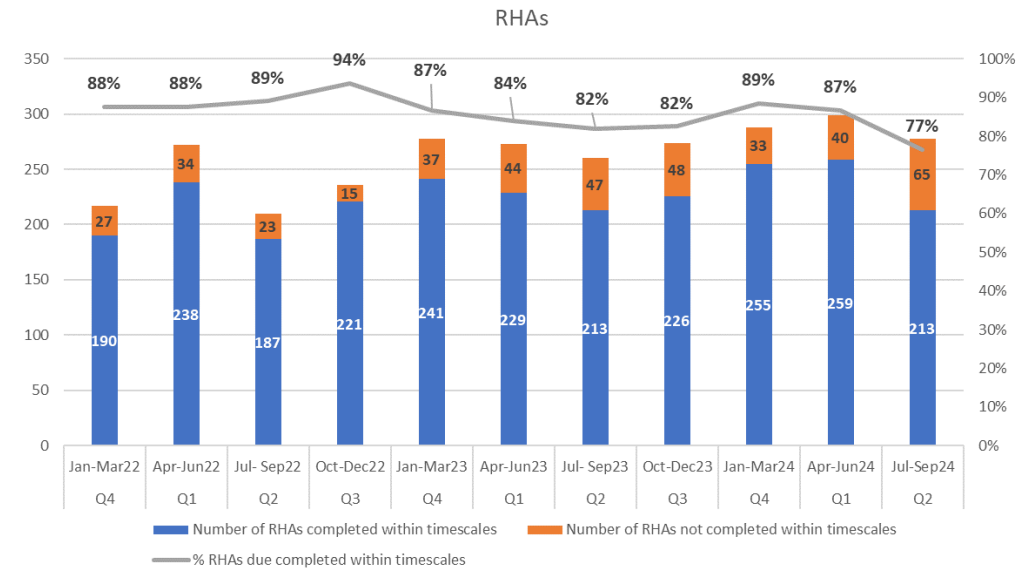


A reduction to nearly two thirds of children in care received an Initial Health Assessment within 20 working days of coming into care in the quarter.

Required paperwork submitted in timescale has also reduced to 47%

Slight increase in children coming into care and summer holiday period have affected this indicator

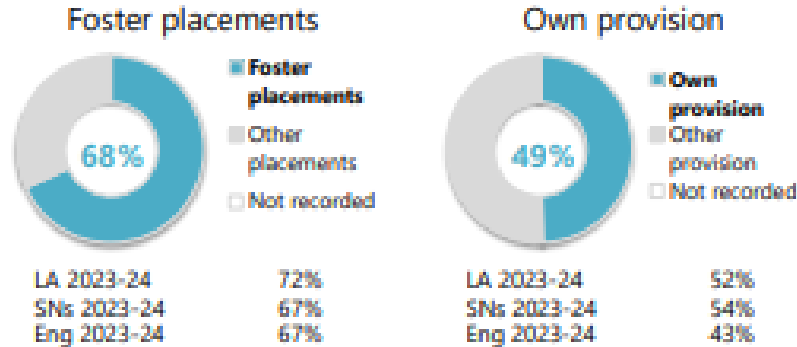
Review Health Assessments



Review Health Assessments completed within timescale remains higher at 77% but has also declined – 65 out of timescale in quarter 2

Placements and Placement Stability

CLA placements by type and provision



A higher proportion of children in Durham are placed in foster placements and to our benchmarks, although this is reducing. A reducing proportion are placed in in-house provision although this is higher than England it's lower than Statistical Neighbours.

Placement Stability remains an ongoing area of focus – children with 3+ homes in one year is just above benchmarks

Long term stability is now slightly lower than benchmarks

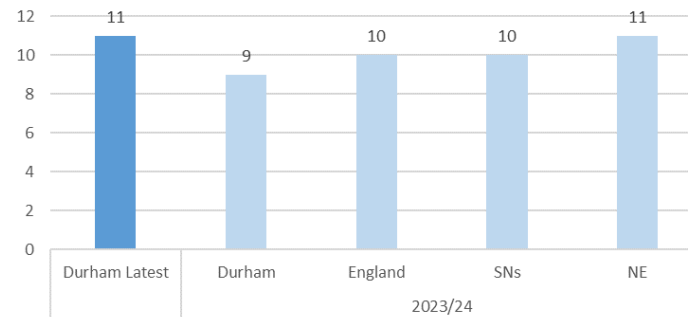
Children in Family Settings:

Reduction in proportion but increase in numbers

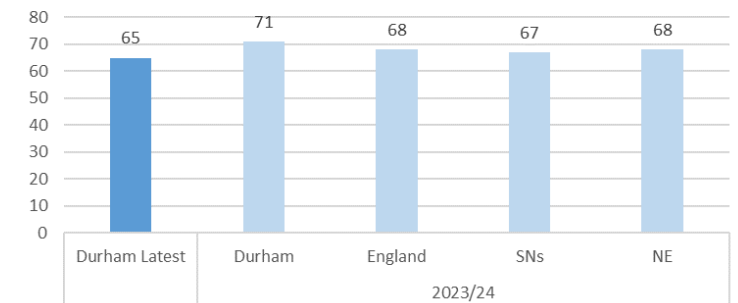
Reduction in number and % in in-house FC

Increase in other placement types

% CiC with 3+ homes in year



% CiC for at least 2.5 years and aged under 16 who have been in the same home for at least 2 years



Placement type	04-Jun-19		11-Mar-20		25-Sep-24		No. change	% change on Jun19	No. change	% change pre-COVID
	No.	%	No.	%	No.	%				
Friends and Family	134	15%	126	14%	182	15%	48	36%	56	44%
IFA	126	15%	159	18%	277	23%	151	120%	118	74%
In House Foster Care	422	49%	430	48%	368	30%	-54	-13%	-62	-14%
Placed For Adoption	24	3%	23	3%	34	3%	10	42%	11	48%
Placed With Parents	66	8%	62	7%	102	8%	36	55%	40	65%
Family Settings	772	89%	800	89%	963	81%	191	58%	163	56%
Grand Total	866		902		1194		328		292	

Missing Children

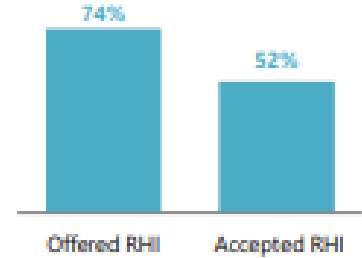
165 of 1398 looked after children had a missing incident in the last 12 months

	Latest data	LA 23-24	SNc 23-24	Eng 23-24
Number of all CLA with a missing incident	165 of 1398	171		
Percentage of all CLA with a missing incident	12%	11%	10%	11%
Total number of missing incidents for all CLA	1123	1321		
Average number of incidents per CLA who went missing	6.8	7.7	7.4	6.5

Missing incidents - return home interviews

	Latest data	
Missing children offered return interview	122 of 165	74%
Missing children not offered return interview	22 of 165	13%
Missing children return interview offer not recorded	12 of 165	7%
Missing children where return interview was n/a	9 of 165	5%

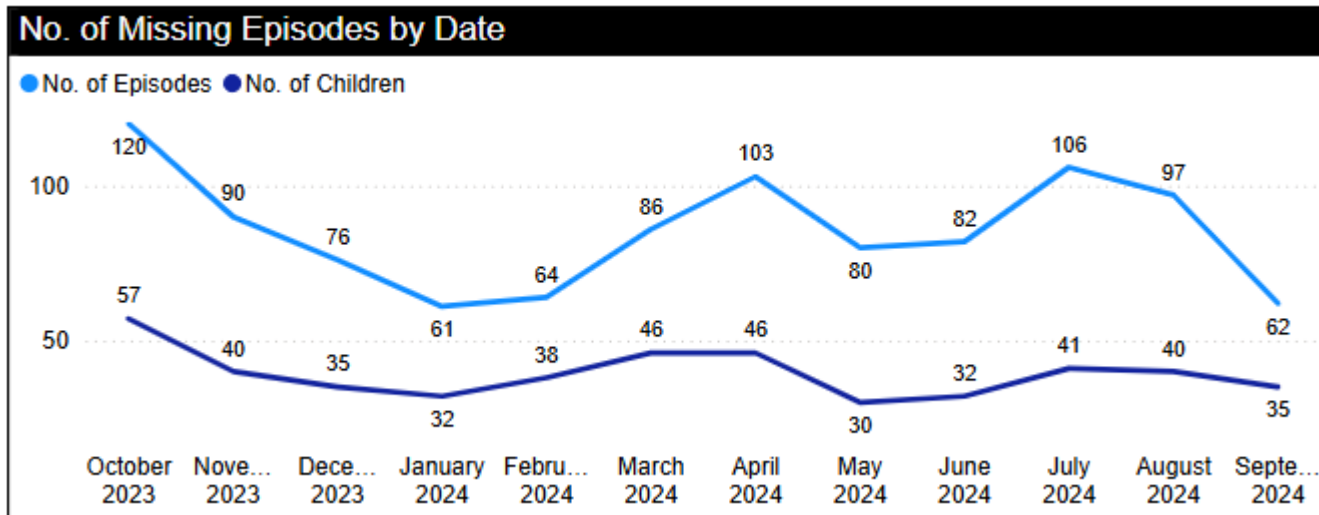
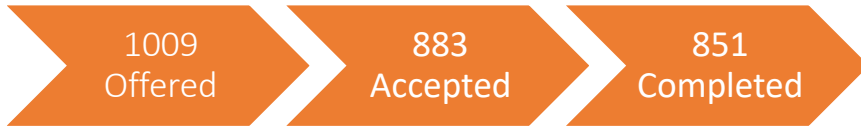
	Latest data	
Missing children accepted return interview	64 of 122	52%
Missing children not accepted return interview	53 of 122	43%
Missing children return interview acceptance not recorded	5 of 122	4%



157
Children in care

1027
missing episodes

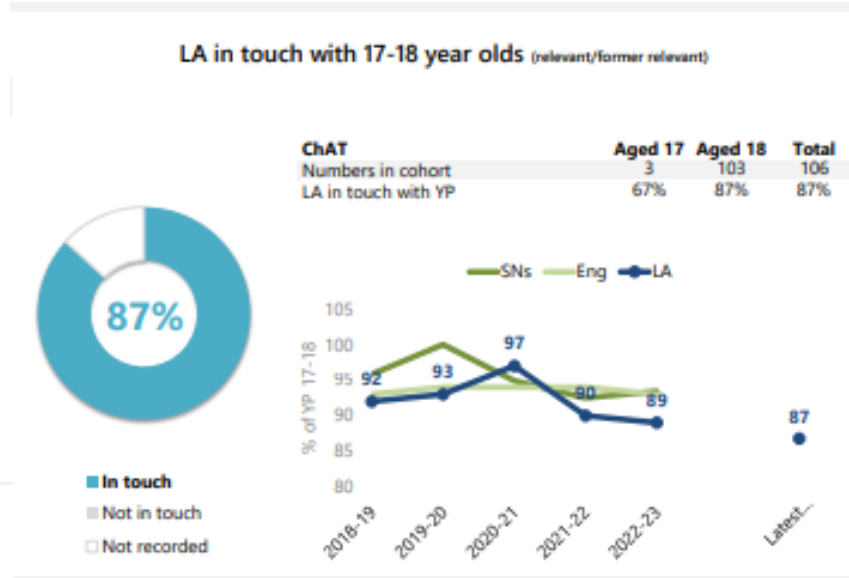
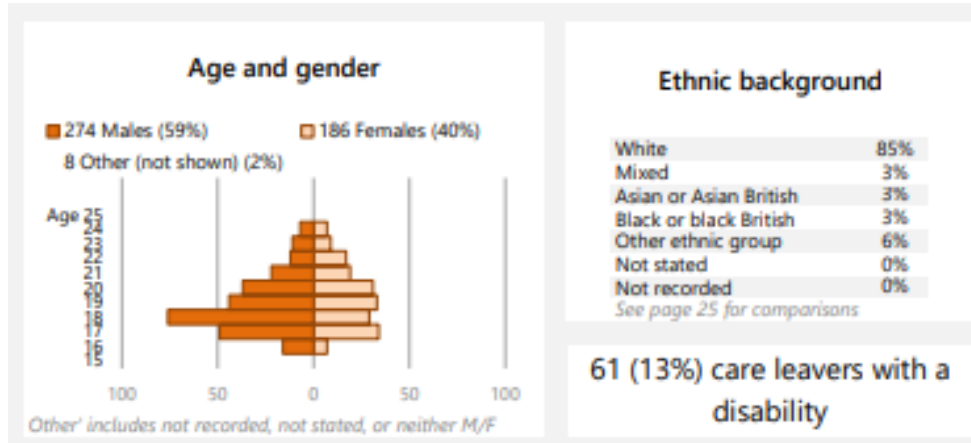
Return to Home Interviews



There was a monthly increase in the volume of missing episodes and number of children in care with a missing episode since January. However, this has since decreased in May and June. It is usual to see higher volumes of missing episodes in warmer months yet these volumes go against this theory.

High rate of completion of return to home interviews (96%)

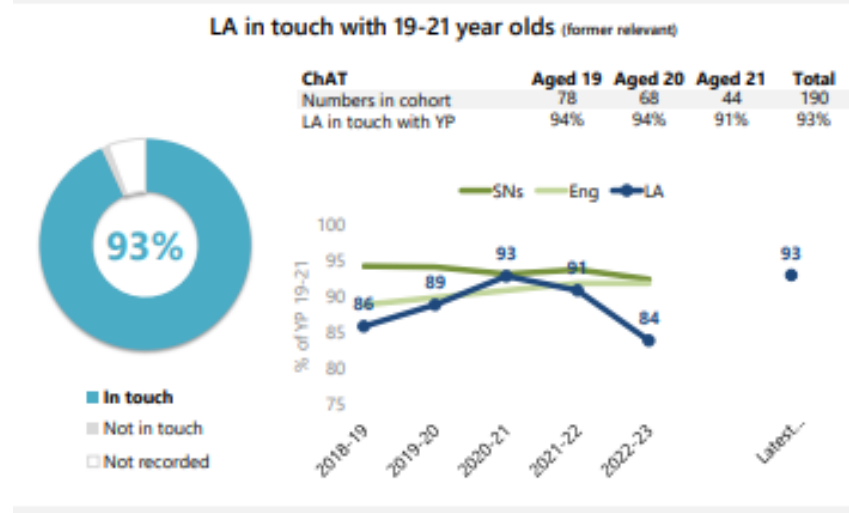
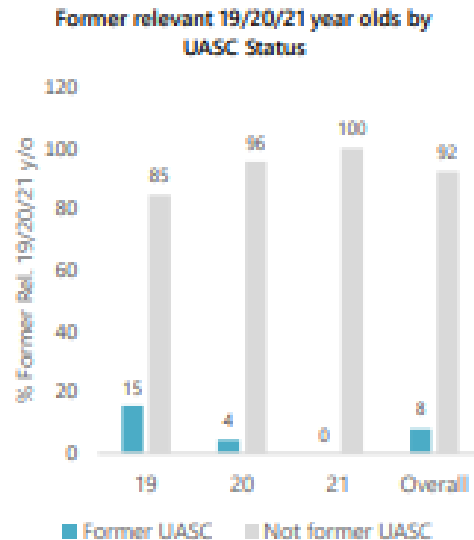
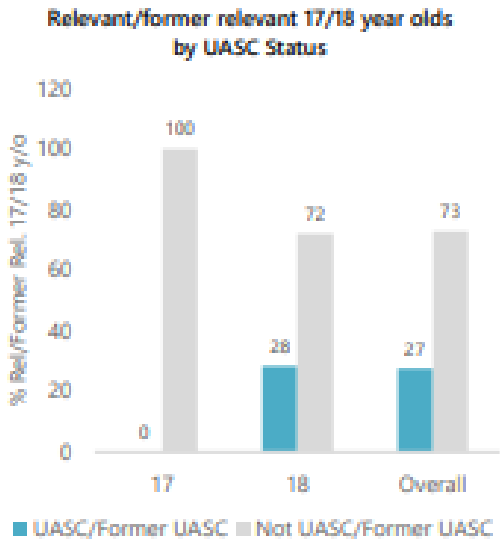
Care Leavers 311 Relevant or Former Relevant Care Leavers aged 17-21



Around 40% of overall care leavers are female and 60% male

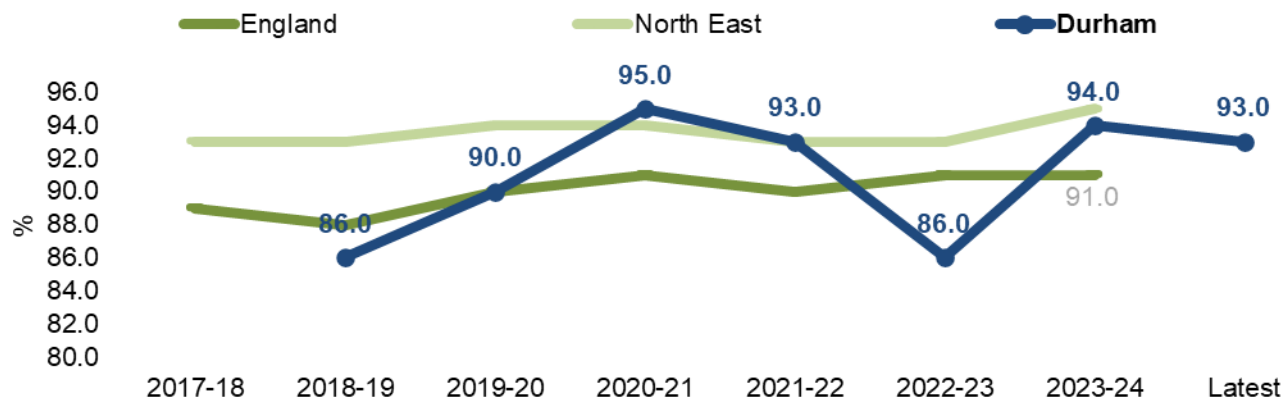
35 of our care leavers are recorded as being unaccompanied asylum seekers (UASC) and 1 is female, the rest are male

Care leavers - UASC/Formal UASC (17/18 & 19/20/21 year olds)



Care Leavers – Suitable Accommodation

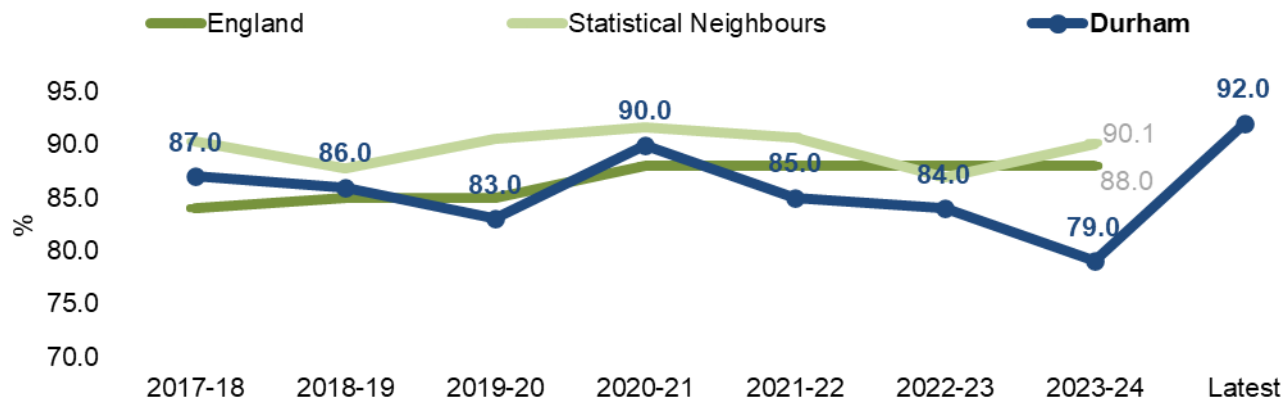
Care leavers aged 17-18: % Accommodation considered suitable



The proportion of care leavers in suitable accommodation aged 17-18 is 93% (above benchmarks) and for ages 19-21 is 92% (above benchmarks)

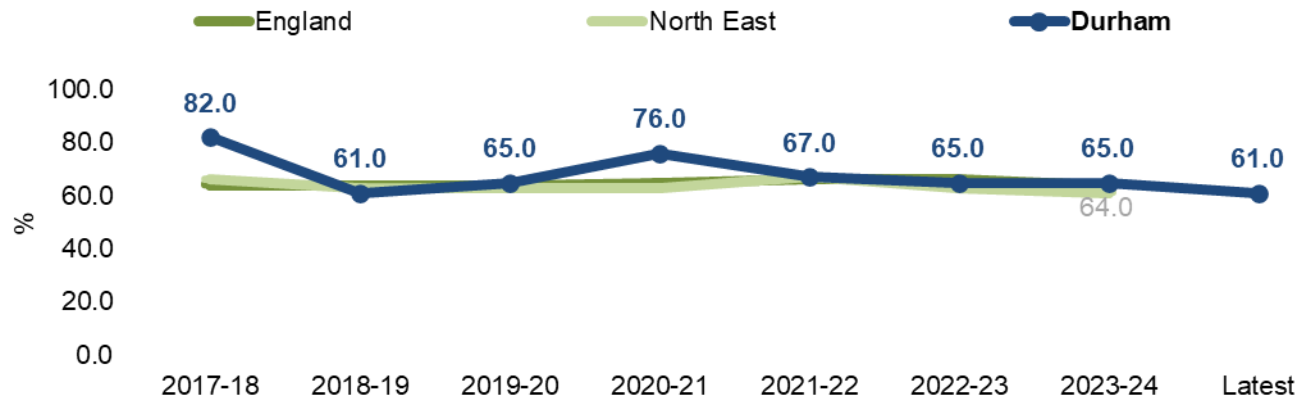
Majority in unsuitable accommodation are in custody

Care leavers aged 19-21: % Accommodation considered suitable



Care Leavers - Education, Employment or Training

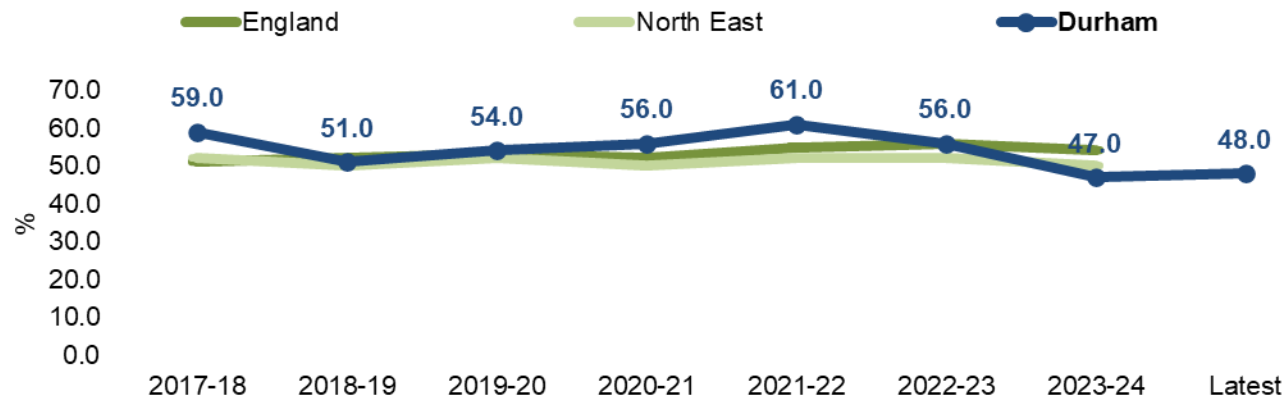
Care leavers aged 17-18 by activity: % Total number in education, employment or training (EET)



The proportion of care leavers in Education, Employment or Training aged 17-18 is 61% which is below England (64%) but in line with the North East (also 61%).

For those aged 19-21 this is 48%, below all benchmarks and fifth lowest in the North East

Care leavers aged 19-21 by activity: % Total number in education, employment or training (EET)



19-21 year olds % in EET 2024

