

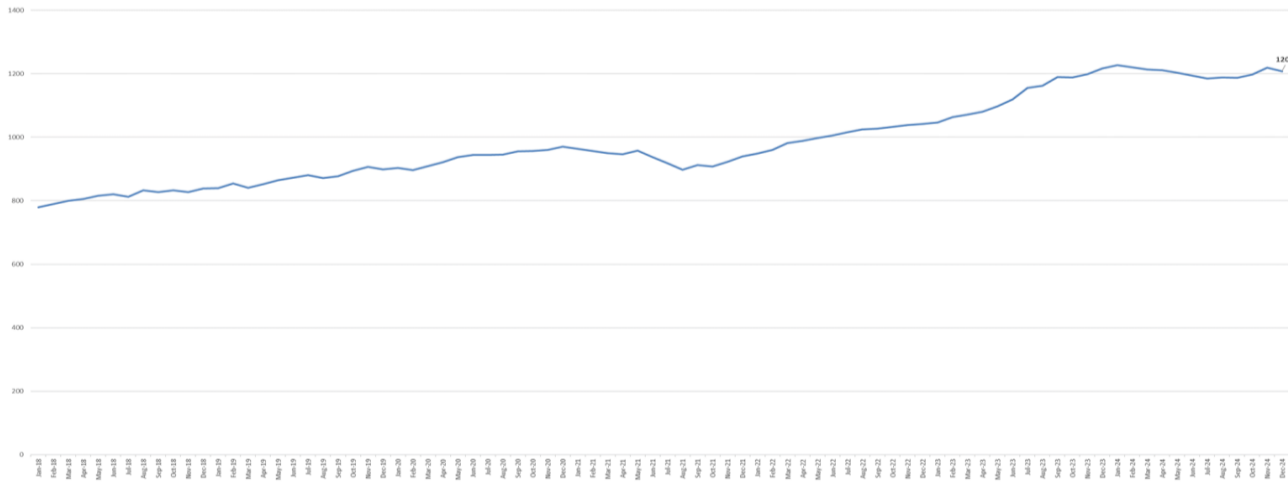
Performance Update Children in Care / Care Leavers

Q3 2024-25



Children in Care: 1,208

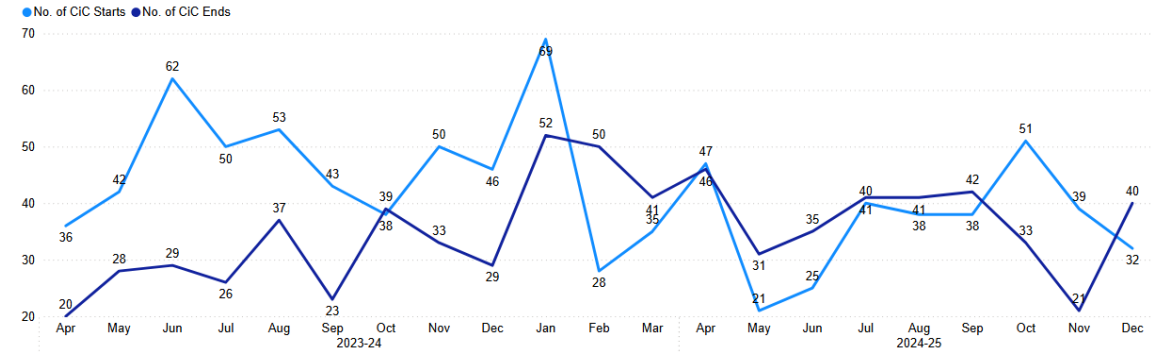
Monthly CiC Numbers



74 Unaccompanied Asylum-Seeking Children

This is the same as last quarter, however will remain high due to the National Transfer Scheme

Increase in 1-4 years CiC starts as % of all CiC starts against 2023 (21% vs 18%) and 5-9 years (21% vs 19%)
Reduction in all other age groups (U1, 10-17)



CiC volumes have remained at similar levels over the last 12 months. The current rate (121 per 10k children) is now above latest (2023-24) national (70), regional (114) and statistical neighbour averages (113).

27% of children have been in care for less than 12 months and 27% have been in care for 5 or more years

	0-3 months	3-6 months	6-12 months	1-2 years	2 - 5 years	5+ years
No.	102	101	128	236	311	330
%	8%	8%	11%	20%	26%	27%

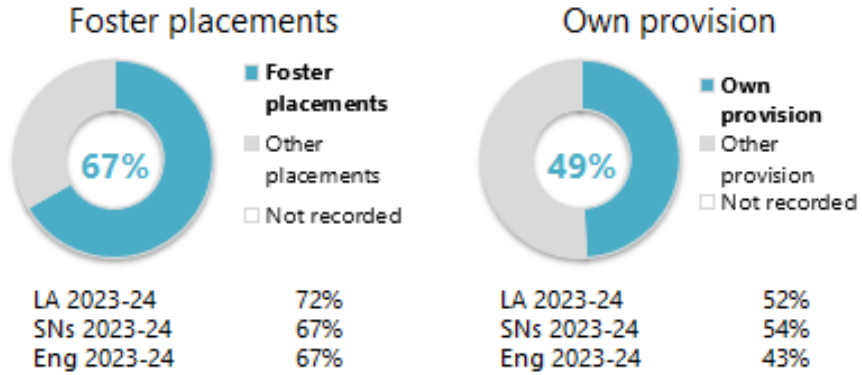
463 children became a child in care Jan – Dec 2024
481 children left care Jan – Dec 2024



75% of Social Workers in our Children in Care and Care Leavers Teams had fewer than 25 cases, 3% with 30+

Placements and Placement Stability

CLA placements by type and provision

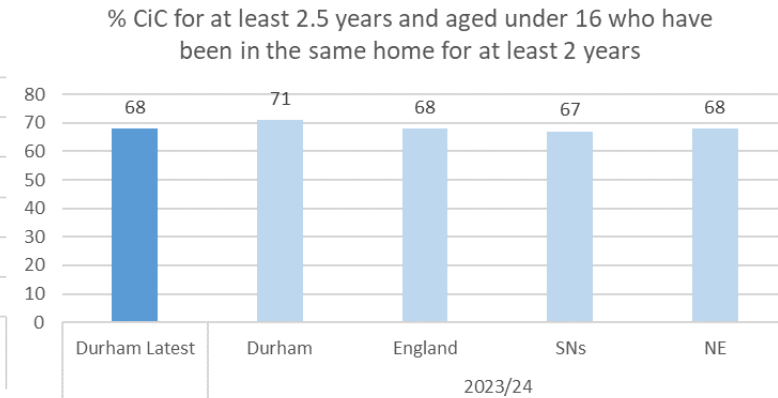
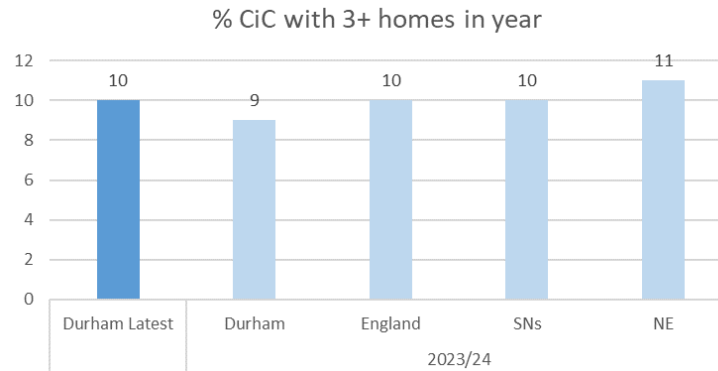


A higher proportion of children in Durham are placed in foster placements and to our benchmarks, although this is reducing. A reducing proportion are placed in in-house provision although this is higher than England it's lower than Statistical Neighbours.

Placement Stability remains an ongoing area of focus
Short and long-term stability remain in line with benchmarks

Children in Family Settings:

Reduction in proportion but increase in numbers
Reduction in number and % in in-house FC
Increase in other placement types



Placement Type	04-Jun-19		11-Mar-20		18-Dec-24		No. Change	% Change on Jun 19	No. Change	% Change pre-COVID
	No.	%	No.	%	No.	%				
Friends and Family	134	15%	126	14%	176	15%	42	31%	50	40%
IFA	126	15%	159	18%	254	21%	128	102%	95	60%
In House Foster Care	422	49%	430	48%	366	31%	-56	-13%	-64	-15%
Placed for Adoption	24	3%	23	3%	38	3%	14	58%	15	65%
Placed With Parents	66	8%	62	7%	115	10%	49	74%	53	85%
Family Settings	772	89%	800	89%	949	80%	177	23%	149	19%
Grand Total	866		902		1183		317		281	

Missing Children

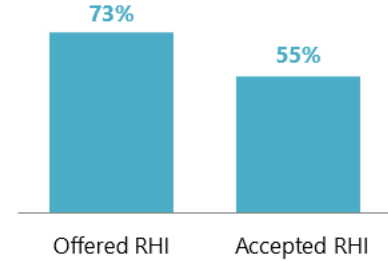
155 of 1410 looked after children had a missing incident in the last 12 months

	Latest data	LA 23-24	SNs 23-24	Eng 23-24
Number of all CLA with a missing incident	155 of 1410	171		
Percentage of all CLA with a missing incident	11%	11%	10%	11%
Total number of missing incidents for all CLA	1105	1321		
Average number of incidents per CLA who went missing	7.1	7.7	7.4	6.5

Missing incidents - return home interviews

	Latest data	
Missing children offered return interview	113 of 155	73%
Missing children not offered return interview	20 of 155	13%
Missing children return interview offer not recorded	14 of 155	9%
Missing children where return interview was n/a	8 of 155	5%

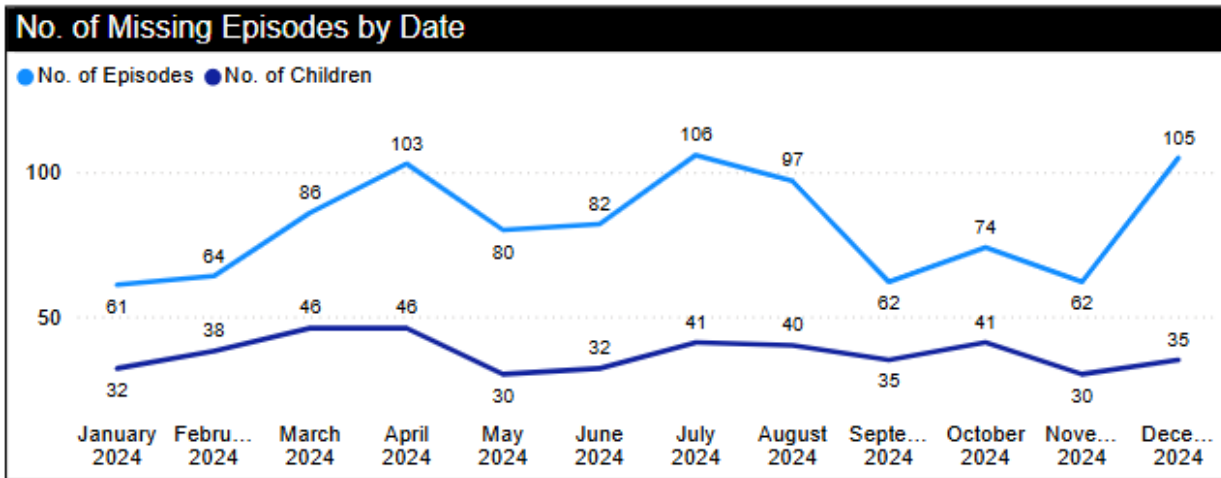
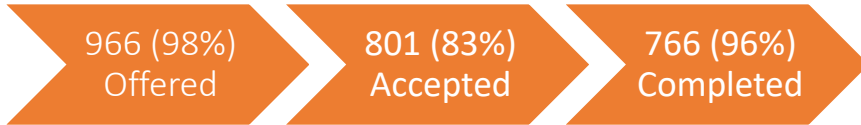
	Latest data	
Missing children accepted return interview	62 of 113	55%
Missing children not accepted return interview	48 of 113	42%
Missing children return interview acceptance not recorded	3 of 113	3%



148
Children in care

982
missing episodes

Return to Home Interviews

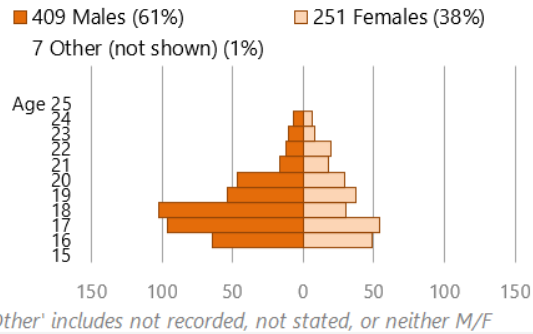


There has been an increase in the volume of missing episodes for December to levels seen in spring / summer months although the number of children going missing remains stable, indicating more episodes per child.

High rate of completion of return to home interviews (96%)

Care Leavers 347 Relevant or Former Relevant Care Leavers aged 17-21

Age and gender



Ethnic background

White	78%
Mixed	3%
Asian or Asian British	4%
Black or black British	4%
Other ethnic group	10%
Not stated	2%
Not recorded	0%

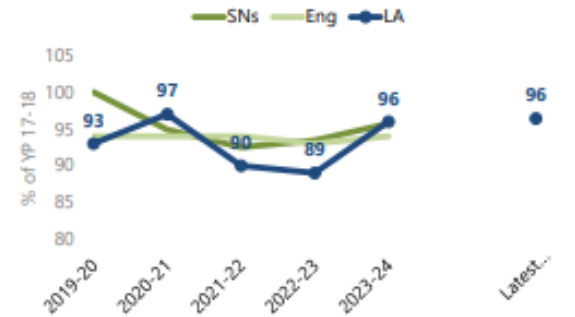
See page 25 for comparisons

88 (13%) care leavers with a disability

LA in touch with 17-18 year olds (relevant/former relevant)



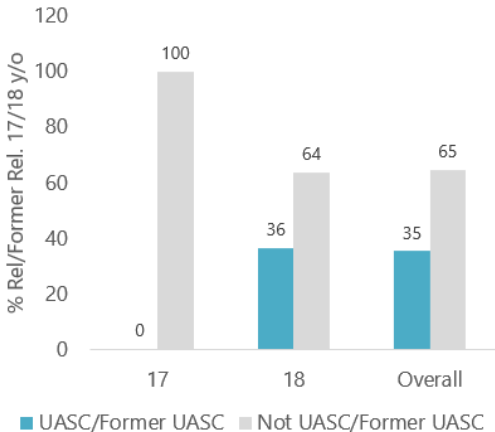
ChAT	Aged 17	Aged 18	Total
Numbers in cohort	2	138	140
LA in touch with YP	50%	97%	96%



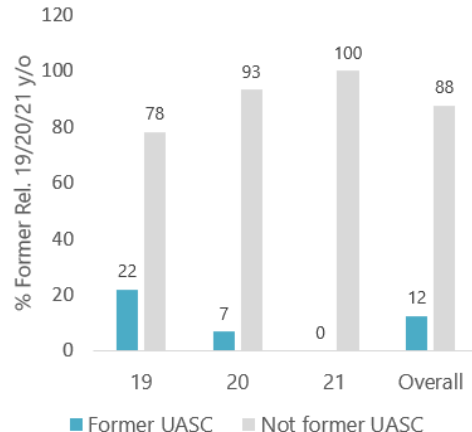
Around 40% of overall care leavers are female and 60% male

Care leavers - UASC/Formal UASC (17/18 & 19/20/21 year olds)

Relevant/former relevant 17/18 year olds by UASC Status



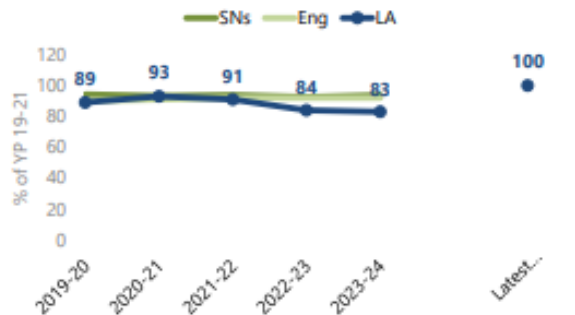
Former relevant 19/20/21 year olds by UASC Status



LA in touch with 19-21 year olds (former relevant)



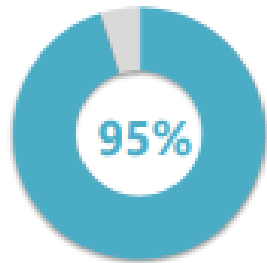
ChAT	Aged 19	Aged 20	Aged 21	Total
Numbers in cohort	94	72	41	207
LA in touch with YP	100%	100%	100%	100%



Increasing proportion of care leavers are unaccompanied asylum seekers as they turn 18 (35% 17-18 year olds)

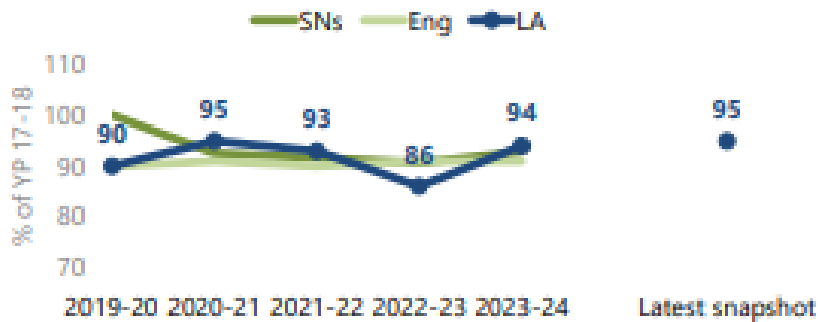
Care Leavers – Suitable Accommodation

Accommodation suitability of 17-18 year olds (relevant/former relevant)



- Suitable accom
- Not suitable
- No information

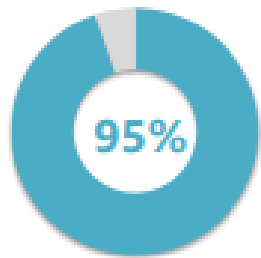
ChAT	Aged 17	Aged 18	Total
Numbers in cohort	2	138	140
In suitable accommodation	100%	95%	95%



The proportion of care leavers in suitable accommodation aged 17-18 is 95% for all ages which is above benchmarks

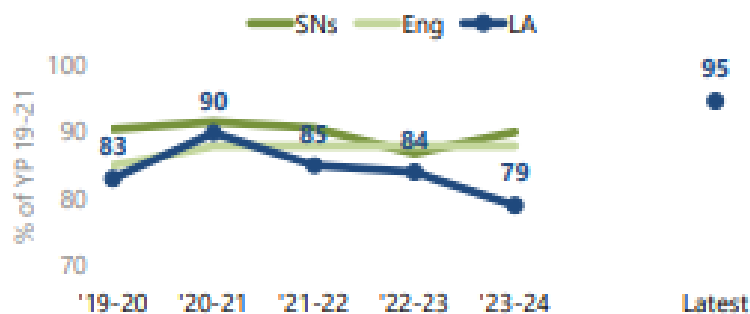
Majority in unsuitable accommodation are in custody

Accommodation suitability of 19-21 year olds (former relevant)



- Suitable accom
- Not suitable
- No information

ChAT	Aged 19	Aged 20	Aged 21	Total
Numbers in cohort	94	72	41	207
In suitable accommodation	95%	92%	100%	95%



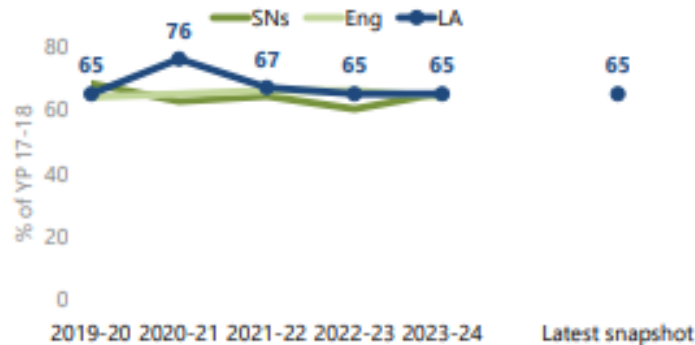
Care Leavers - Education, Employment or Training

Education, Employment, or Training (EET) of 17-18 year olds (relevant/former relevant)

ChAT	Aged 17	Aged 18	Total
Numbers in cohort	2	138	140
In EET	50%	65%	65%



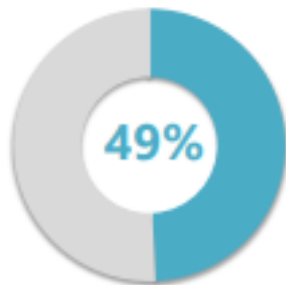
■ YP in EET ■ NEET
□ No info



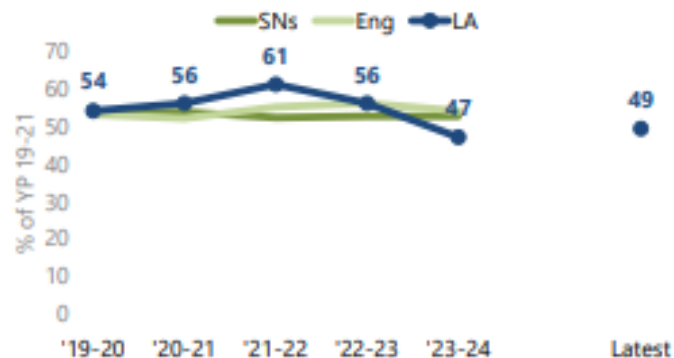
The proportion of care leavers in Education, Employment or Training aged 17-18 is 65% which is in line with benchmarks

Education, Employment, or Training (EET) of 19-21 year olds (former relevant)

ChAT	Aged 19	Aged 20	Aged 21	Total
Numbers in cohort	94	72	41	207
In EET	55%	40%	51%	49%



■ YP in EET ■ NEET
□ No info



For those aged 19-21 this is 49%, below all benchmarks