

Safe Durham Partnership

Safer Stronger Scrutiny Committee

Dave Orford

Chair of the Safe Durham Partnership
Assistant Chief Constable, Durham
Constabulary

02 November 2018



Vision

A county where every adult and child will be,
and will feel, safe

‘Altogether Safer’

Safe Durham Partnership Plan 2016-19



Safe Durham Partnership

MoRiLE 2018

(Management of Risk in Law Enforcement)

- Key Themes (level of risk & organisational position)
 - Alcohol
 - Sexual Offences
 - Road Traffic – killed/seriously injured
 - Drug use
 - Organised Crime

 - Cyber enabled is a ‘cross cutting’ theme



Safe Durham Partnership

Current areas of focus

- The public – confidence & satisfaction
- Vulnerability strands, and specifically
- Domestic Abuse
- Sexual Offences (inc. CSAE)
- Missing from Home (children, young people and adults)
- *Cross cutting themes – alcohol and mental health*



Safe Durham Partnership









Overall Crime


Category	Apr 16 – Mar 17	Apr 17 – Mar 18	+/-	% Change
All Crime	36,403	48,551	12,148	33.4%
Violence Against The Person	11,718	17,162	5,444	46.5%
Sexual Offences	1066	1609	543	50.9%
Robbery	121	186	65	53.7%
Theft Offences	12,563	14,633	2,070	16.5%
Criminal Damage and Arson	6,784	8,349	1,565	23.1%
Drugs Offences	842	921	79	9.4%
Possession of Weapons	145	200	55	37.9%
Public Order Offences	2362	4,146	1,784	75.5%
Miscellaneous Crimes against Society	797	1345	548	68.8%
Other/Unclassified	5	0	-5	-100.0%



Safe Durham Partnership

Overall Crime

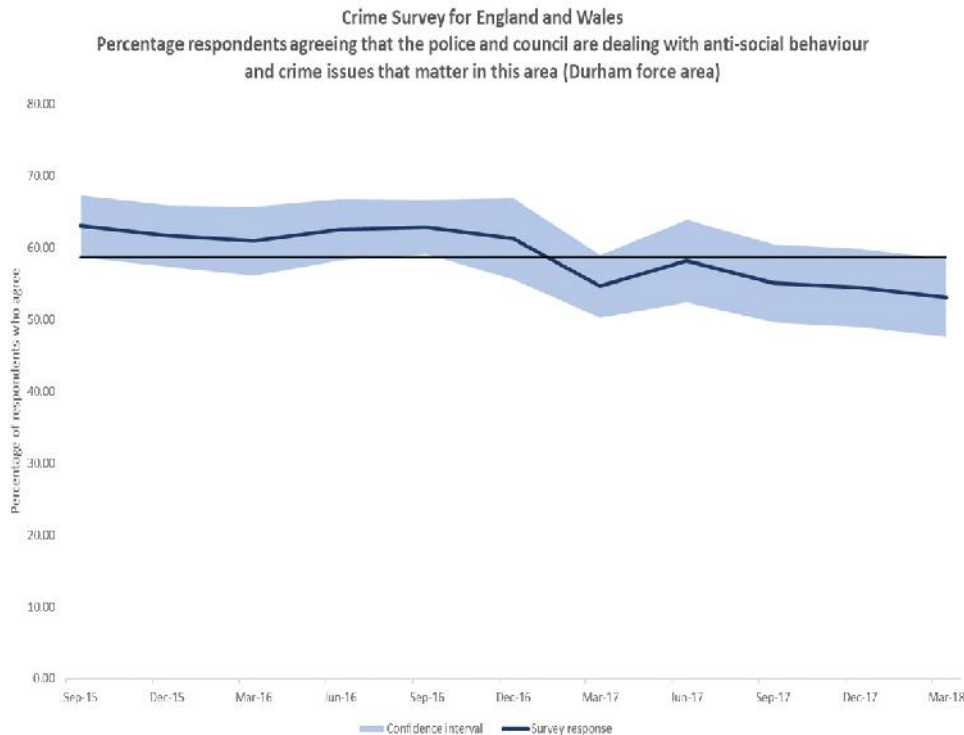
Crime	Apr – June 17/18	Apr – June 18/19	+/-	England	MSG
 Number of Offences	12,243	13,244	1,001 +8.2%	 +8.3%	 +12.4%
 Rate per 1,000 pop	24.88	26.17	1.29 -	 22.08	 23.10
 Rolling Year	40,084	49,550	+9,466 +23.6%	 +10.3%	 +8.2%

	17/18	18/19	+/-
 Solve rate	24.0%	25.7%	+1.7pp

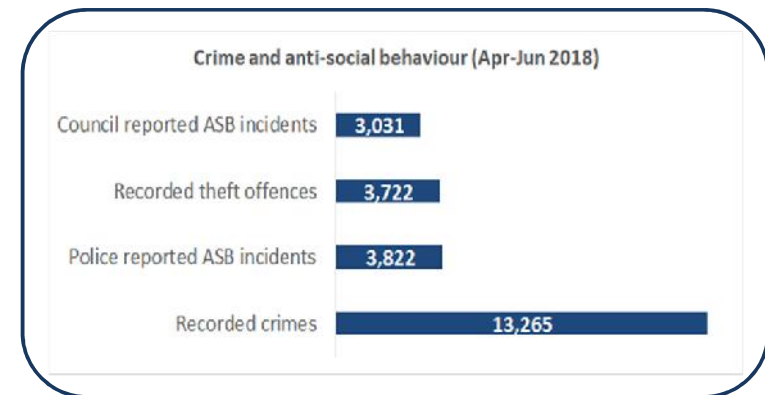


Safe Durham Partnership

Crime perception & ASB



 <p>People's perceptions of police and council dealing with concerns of ASB and crime, lower than same period last year.</p>	 <p>8.8% increase in council reported anti-social behaviour incidents since same period last year.</p>
 <p>Rate of theft offences has increased by 2.9% compared to the same period in 2017/18</p>	 <p>12.1% increase in environmental ASB since the same period last year</p>



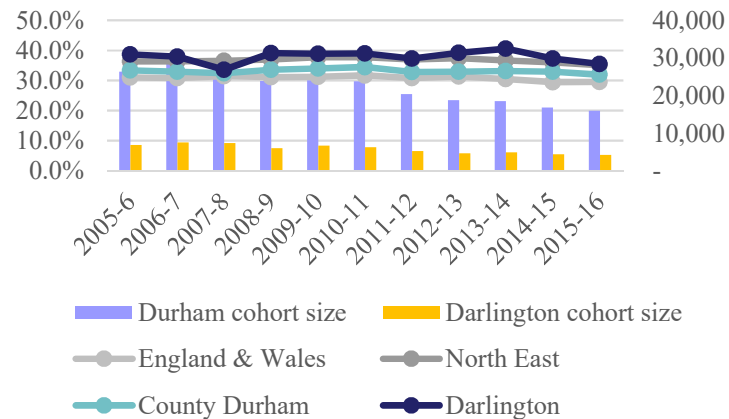
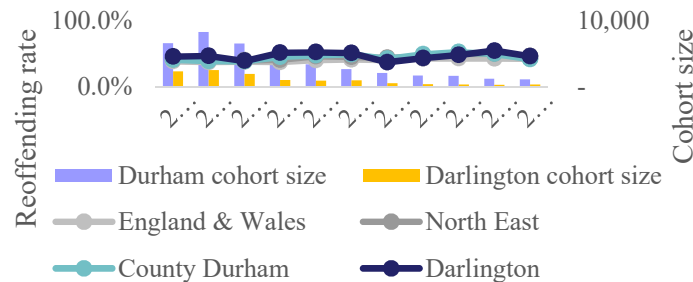
Safe Durham Partnership

Reoffending

DOT	Offenders who reoffend	17/18	18/19	England
	Children and Young People	49.5%	41.6%	41.9%
	All Offenders	32.9%	32.0%	29.5%

Offenders who reoffend	England
CRC	45.6%
NPS	38.0%

Proportion of children and young people reoffending in a 12 month period (National Binary Measure)



Safe Durham Partnership

Domestic Violence and D&A Harm Reduction

Domestic Abuse	Apr- Jun 2017	Apr – Jun 2018	
Incidents	3,505	3,818	
Rate per 1,000	5.6	6.1	

Successful completions	17/18	2018/19	England	Target
Alcohol	29.7% (322)	33.8% (396)	38.9%	28%
Opiates	6.5% (99)	6% (90)	6.5%	6%
Non-opiates	30.0% (198)	30.8% (235)	36.9%	26.4%

	Apr - Jun 2018	England	Target
MARAC Repeat victims	8.7%	27%	<25%

% of alcohol related...	Apr – June 2017	Apr - Jun 2018	
violent crime	24.4%	25.1%	
ASB incidents	17.7%	18.5%	

	Apr - Jun 2018	England
Sexual offence rate per 1,000 pop	0.68	0.69



Alcohol Seizures

194 recorded by Police (Apr-Jun 2018)
Reduction of 51.7% since last year.
78% (152) of seizures were from under 18s.



Safe Durham Partnership

Partnership Priorities July 2017

- Protect vulnerable people from harm
 - Domestic Abuse and Sexual Violence
 - Hate Crime
- Reduce Re-Offending
 - Prevent inter-generational offending
 - Prevent repeat offending
- Alcohol and substance misuse harm reduction
 - Reduce the harm caused by alcohol
 - Reduce the harm caused by drugs
- Counter Terrorism and Prevention of Violent Extremism
 - Prevent people being drawn into terrorism
 - Support the work to strengthen our protection against terrorist attacks and mitigate the impact of such an attack
- Promote being safe and feeling safe in your environment
 - Anti-Social Behaviour
 - Safer Homes
 - Open Water Safety
 - Child Road Casualty Reduction in areas of deprivation
- Cybercrime



Safe Durham Partnership

Partnership Approach

What we're doing through the SDP

- Continuing to **understand** and tackle barriers to safer communities and vulnerable people
- Continuing to **respond** to change and effectively promote safer communities
- **Addressing** the wider social determinants of community safety



Safe Durham Partnership

Partnership Approach

What we have done through the SDP

- Safe Durham Annual Strategic Assessment
- Community Safety Information Sharing Protocol
- Prevent Duty and Extremism
- Local Multi Agency Problem Solving (LMAPS) & Orcuma
- Cyber Crime to Safer Cyber
- Water Safety
- Domestic Abuse & Sexual Violence (Regional Approach for Chairs)
- Hate Crime
- Arson and deliberate Fires
- Community Engagement through AAPS
- Local Government Peer Review
- Checkpoint
- Mental Health Crisis Concordant
- Youth Justice; First Time Entrants



Safe Durham Partnership

Challenges Ahead

- Community intelligence and engagement
- Reduction of resources
- Protecting the most vulnerable



Safe Durham Partnership

Next Steps

- Development of the Safe Durham Partnership Plan (Spring 2019)
- Working together to add value and coordinate delivery
- Informing partners and building opportunities

